

Testimony of Todd Bensman

Senior Fellow, Center for Immigration Studies; Former Manager, Counterterrorism Intelligence

Texas Department of Public Safety Intelligence and Counterterrorism Division

To the Subcommittee on Border Security and Enforcement and the Subcommittee on
Counterterrorism, Law Enforcement and Intelligence

United States House of Representatives

Committee on Homeland Security

For a Hearing Regarding

“The Real Cost of an Open Border: How Americans are Paying the Price”

July 26, 2023

2:00 p.m.

Cannon House Office Building

Washington, DC 20515

Messr. Chairman Higgins, Ranking Member Correa, Chairman Pfluger, and Ranking Member Magaziner and Members of the Subcommittees, thank you for inviting me here today to discuss the important issue of impacts from the worst mass migration crisis ever to have occurred at the American southern border. And what is happening at that border is, by every possible metric on government record, the worst such mass migration in the American experience, now well into its third year with at least four million foreign nationals allowed to enter and stay in the United States for their illegal crossing efforts.

I have studied, analyzed and reported border issues for more than 17 years. First, during my 23-year career as a journalist for major media outlets through 2009. Then for nine years as an intelligence analyst for the Texas Department of Public Safety’s Intelligence and Counterterrorism Division, and since 2018 as a senior national security fellow for CIS.

In the official capacity of my current role, I have spent a great deal of the past two-and-a-half years on the ground, both sides of the border, usually with the immigrants before and after they cross. And from thousands of their testimonials, I have written the only comprehensive first draft of this historic event’s causes and effects, in my book *OVERRUN*.

In it, I document the genesis of this incredible continuous event to specific policies that went into effect on President Joe Biden's Inauguration Day, which immigrants unanimously tell me are the main reasons they decided to journey across the southern border.

The administration put a freeze on required border enforcement measures and fast-tracked release of the majority of illegal crossers into the country where they and most experts know they will stay forever.

And on their cell phones, which every immigrant has, they sent word of this incredible bonanza down trail, to home villages and all along the migration trails. And in this way, those first tens of thousands who began crossing on inauguration day quickly became hundreds of thousands a month, and then millions a year. Counting an estimated 1.7 million never apprehended, probably more than 4 million have entered the country from the border in a mere 30-month span. Perhaps as many as six million largely uneducated and needy people will be in the country before the Biden policies might first be reversed in the 2024 national elections and the floodgates closed.

Those millions of policy-enticed entries in so short a time already are - and will have - transformative impacts in the form of unplanned-for demands on public welfare and assistance programs, health care systems, Social Security, housing, labor markets, schools, and the criminal justice system.

It is too early in the crisis to measure many of these impacts – assuming anyone is willing to do this politically aversive work. But, despite political reticence to do so, Congress, researchers, media reporters and state and local governments should endeavor to measure impacts in three general areas where indicators of consequential change are already well indicated: public school burdens, unnecessary preventable crime, and unfunded burdens for local communities.

Public School Systems

Probably the very first area of civic life where most Americans will experience the impact of the Biden border crisis will be in the public schools. Local schools face the most immediately visible impacts because a main feature of the Biden border crisis, and also of the earlier Trump swell of late 2018–early 2019, was that immigrants in family groups around the world discovered a certain legal loophole – known as the Flores Settlement. The 2015-amended settlement requires DHS to release immigrant families with young children from detention within 21 days to pursue years of mostly ineligible asylum claims while living inside the United States, rather than to be deterred by detention and deportation.

Children became extremely valuable as tickets into America. So millions of people in family units brought school-aged children in for the Flores Settlement quick-release treatment. At the same time, non-Mexican children traveling without a parent learned they could exploit the Trafficking Victims Protection Act (TVPA of 2000) to gain release within three days, sparking rushes on the border of unaccompanied minors.

School-aged children poured in over the border with parents or guardians, or alone unaccompanied by the hundreds of thousands and then the millions to gain the advantage of these quick-release loopholes.

That mostly ended when former President Donald Trump introduced Remain in Mexico and Title 42 instant expulsions for all illegal entrances as a Covid control measure.

But then the Biden administration on day one opened exemptions in Title 42 expulsions, and ended the Migrant Protection Protocols, or Remain in Mexico. These moves allowed for the quick interior releases of a majority of immigrant families, unaccompanied minors, and advanced stage pregnant women or postpartum women.

The public is never told how many advanced-stage or school aged children got in through these exemptions and entered public school systems.

Based on publicly available data, it's difficult to estimate just how many school-aged children brought in over the border joined the estimated 49 million children enrolled in American public school systems.¹

But national enrollments would have had to include a bulk of the 545,000 unaccompanied minors enticed by policy to cross since 2019 – 388,748 of them just since 2020. Hundreds of thousands more would surely have crossed in to enroll among the 1.9 million foreign nationals apprehended as family units from 2018 to date. Up-to-minute data is not yet available but, as of 2021, 11 million public school students from immigrant-headed households (legal and illegal) accounted for nearly one out of four students in public schools, more than double the 11 percent in 1990 and more than triple the 7 percent in 1980.²

As for the hundreds of thousands that have certainly driven those percentages much higher since 2021, school districts across America had to enroll them under a 1982 Supreme Court ruling regardless of immigration status, numbers, costs, and hardships.

What might those be?

Spiking enrollments that force school districts to hold successive tax-hiking bond elections to purchase portable classrooms, build new schools, expand existing schools, hire more administrators, janitors, security officers, school cafeteria workers, and hire more English as a Second Language teachers, according to complaints leaching into the public realm.

For instance, in and around New York City, a significant surge of 5,000 immigrant children flooded into four counties in a single eleven-month span through August 2021, posing a \$139 million unplanned burden on New York taxpayers to educate them.³ The arrivals of mostly teenage boys created a classroom crisis that strapped educational resources and aided gang-recruiting efforts, the *New York Post* reported. In May 2022, New York City education officials grappling with older illiterate teen immigrants who have gone years without formal education

agreed to launch a pilot program that would all 400 “newcomers” fan out to identified high schools where they can learn English.⁴

In Austin Independent School District, teachers protested in April 2022 about a 400-student influx of immigrant teenagers from Central America at its International High School and Eastside Early College High School campus.⁵ Teachers complained they were left to give instruction in hallways and conference rooms. Similar scenarios are unfolding more quietly in school districts across America.

For what that may look like in extreme form, parents whose children attend public schools across the United States need look no farther than Cleveland Independent School District (CISD) in East Texas’s Liberty County about 40 miles northeast of Houston. A sprawling new community called Colony Ridge, whose new and established residents – and CISD’s School Superintendent - universally acknowledge that many are illegally present in the United States, has boomed inside the CISD’s 143 square miles to some 60,000 as of 2021.⁶

In 2019, the growth driven by largely immigrant children prompting the Texas Education Agency to label CISD a “hyper-growth” district.⁷

CISD Enrollments exploded from 3,693 K-12 students and four main schools in 2011-2012 to more than 12,000 in 2022. From four schools, CISD is now 12 schools and 60 portable classrooms funded by continual bond elections and with plans for a \$1.2 billion expansion to twenty more schools over the next decade to accommodate an anticipated student body of 20,000 students as Colony Ridge continues a massive migration-fueled expansion. A decade ago, CISD was 40 percent Hispanic. Now it is 90 percent and very different from the old country days.

In 2022, I traveled to CISD and Colony Ridge as part of research for my book *Overrun* and interviewed students, parents, teachers and the superintendent Stephen McCandless. From them, I learned that the district’s ills there take many forms. Classroom and school overcrowding have required portable classroom farms, sharp spending increases to hire new teachers and bus drivers, continual requests for voters to approve bonds to build new schools, fallouts from language barriers and uneven education levels, less individualized teacher time per student, poorer academic performances for all, and public safety concerns.

What I learned from public records and my interviews was that most of the new students can’t speak English. Those with limited English proficiency rose from 20 percent in the 2011-2012 school year to 55 percent in 2021-2022. English-as-a-Second Language curricula now makes up more than half of all school curricula. The entire teaching staff is required to obtain state ESL certification or an equivalent one, and expensive and time consuming endeavor requiring constant management. The majority of parents speak limited English too and stay away, some for fear of deportation.

Many of the new students were teenagers who couldn't read or write. Broad language barriers suppress academic achievement. Student-teacher ratios range in the upper thirties per teacher for certain core classes. It's crowd control, not education, one teacher told me. Some of the statistics are alarming. Nearly half of Cleveland High School's students were considered to be at risk of dropping out. Nearly 60 percent of Cleveland Middle School's 2,238 students were considered at risk of dropping out.⁸

"Texas Education Agency says they have a right to a free public education," McCanless told me. "And I can't put a fourteen-year-old in a second-grade class, so we put them in an age-appropriate grade level and we give them all the supports we can, and then you're like, 'how do we teach a fourteen-year-old how to read!? I mean, that should have been learned in first or second grade. But we have to do it. We're doing it. We have some now. And then the state tells us they're expected to take the state test!"

"How are they doing on the tests?" I asked. "How do you think?" McCanless replied.

The district has repeatedly asked voters to approve massive tax-spiking bond elections, an \$85 million one in 2017, a \$198 million one in November 2019, another for \$150 million in 2021, another for \$115 million in 2022. Weary voters approve some and reject others.⁹

Keeping up with this problematic growth is a nonstop desperate struggle that has left students with sub-par education and caused the flight of pre-existing students to other cities and towns. The growth has spawned a wide variety of social problems never seen in CISD's history.

McCanless and teachers told me of gang formation, drug trafficking and violence came into the school system with the "newcomers." "And we have dealt with them. And I have expelled them."

No one seems to be systematically tracking these transformative kinds of impacts anywhere in America's public schools.

But while the case of CISD is in many ways extreme, there can be no doubt that school districts across America are undoubtedly experiencing similar pain to greater or lesser degrees, suffering in silence.

A Great Unnecessary Crime Wave

For years, advocates of a borderless United States have pointed to academic-seeming "studies" that compare illegal alien criminality to American citizen criminality and then conclude that Americans commit more than the illegal immigrants.¹⁰ Its progenitors cite the comparison to nullify concerns about illegal immigrant crime. They use it to argue that the American people should leave the illegal immigrants alone and more properly tend to American citizen criminals.

The result of these comparative "studies" is that while America keeps busy with the ostensibly more real problem of US citizen crime, the nation's leaders let the illegal immigrant flow continue unimpeded since that population is so much less worrisome.

But this “comparative research” diverting concern from illegal immigrant crime constitutes one of the greatest academic and intellectual frauds in the annals of immigration studies.

The notion that these two groups should be compared is intellectual misconduct of the highest order, a sham campaign that almost surely has extended the unnecessary carnage against American citizens and lawful residents. The comparison studies factory is a sham because illegal immigrants, and especially those with knowable criminal histories, are uniquely subject to government deportation and detention, which does not exist for American citizens and lawful residents.

So, unlike every crime committed by American citizens, every crime committed by illegally present immigrants with criminal histories was avoidable. Because illegal immigrants are constantly subject to entry blockage and removal, all of their crimes must be counted as a 100 percent net-gain increase of a social ill that hurts real people in the worst imaginable ways on a consistent, long-term basis.

Conversely, American citizens and lawful residents, obviously, are not subject to a national government apparatus in place to block and remove them from American territory so that they are not present to commit crime. America is stuck with its criminal citizens before, during, and after every crime they commit. The DHS detention and removal machine cannot and will not ever prevent a single crime by an American citizen.

That is a Grand Canyon–sized difference between the two groups disqualifying them for comparison in crime or anything else, like how often both use public assistance. Immigration enforcement will always eliminate or reduce the presence of illegal immigrants who commit crimes but never American residents. Americans have no choice but to suffer every single American citizen–committed crime but should never have to suffer one single illegal immigrant– committed crime.

Illegal immigrant crime is notoriously difficult to measure because doing so is politically aversive to government agencies in politically liberal precincts. But in addition to sudden painful public school enrollments, most Americans will suffer more crime committed by more illegal immigrants. Most U.S. states do not keep track of crime committed by illegal immigrants, and neither does the federal government.

Only Texas tracks much of its crime by noncitizenship and its data is likely indicative of crime trends in other large-population states.

It is too early as of this writing to guess the extent to which alien crime that will result from the Biden border crisis.

But if the past is any indicator of the future and the Texas numbers can indicate problem scope, America is in for a sustained unnecessary crime wave of preventable murder, rape, child abuse, burglary, felony theft, drug trafficking, alien smuggling, and drunken driving manslaughter on a higher permanent scale.

The Texas Department of Public Safety learns the immigration status of suspects booked into local jails through a program that submits fingerprints to the FBI for criminal history and warrant checks, and to DHS, which returns immigration status information on those whose fingerprints were already on file (which is not all of them).¹¹

The glimpse is limited and not a reflection of much almost certain higher totals, but it is telling about the trend line ahead across America. Between June 1, 2011, and July 31, 2022, these 259,000 illegal aliens were charged with more than 433,000 unnecessary, preventable criminal offenses. Those included 800 homicide charges (resulting in 374 convictions as of July 2022), 822 kidnapping charges (resulting in 265 convictions), 5,470 sexual assault charges (resulting in 2,593 convictions), 6,485 sexual offense charges (resulting in 3,065 sexual offense convictions), and 4,945 weapons charges (resulting in 1,723 weapons convictions).

What the Texas data show is that hundreds of dead people should be alive, thousands of sexual assault and sexual offense victims should never have suffered the trauma, and tens of thousands of assault charges involving victims would not have been hurt.

The Texas data also shows that criminal aliens took up police time and clogged up the American justice system that could have been more dedicated to American criminals. Thousands of drug, burglary, robbery, and weapons charges need not have jammed the Texas criminal justice systems at taxpayer cost.

The Texas program found that another 10,590 illegal aliens were identified while they were in Texas state prisons over the past decade. Among them were prisoners serving time for 119 more unnecessary homicides.

Back to Liberty County's massive settlement of Colony Ridge, legacy residents are increasingly alarmed by criminal atrocities never seen before. On April 29, a five-time deported Mexican national who owned a home in neighboring San Jacinto County allegedly murdered five members of a Honduran family that lived next door after they complained that his firing of a semi-automatic assault-style rifle at 11 p.m. was keeping the baby awake. He allegedly killed mothers and children, two of whom miraculously survived the massacre under the bodies of their parents who died shielding them.¹²

That one made national news but many other atrocities and evidence of Mexican cartel operations in the area did not, such as the April 2023 murder of two former area middle school students found riddled with bullets in a car.¹³

In 2020, an illegal alien from Mexico who settled in Colony Ridge chained two house cleaners to a bed and sexually assaulted them in a blackmail scheme during which he took nude photos.¹⁴ The nightmare ended when one of the women attempted an escape in her vehicle but didn't make it; her assailant managed to shoot her to death and set her car on fire with her inside before fleeing back to Mexico. Border Patrol caught him trying to cross again in California a short time later.

In 2016, owners of a Colony Ridge lot who were clearing it of brush discovered the decomposing remains of a single mother of five children named Esmeralda Pargas-Nunez, 42, who'd been reported missing a month earlier. It took two years, but homicide detectives tracked down her alleged killer to Houston in 2018, another woman named Sabrina Olarosa Garcia, and charged her with murder.¹⁵ This was evidently part of a kidnapping scheme in Houston where the alleged murderer first lured her victim to a meeting.

In September 2022, passersby in Colony Ridge found the body of a 16-year-old Honduran girl who'd been shot to death and dumped in a ditch by the side of a road, still wearing her uniform from her [work busing tables](#) at a local restaurant. Gang unit police [arrested three foreign nationals](#), all under 21, and charged them with the murder of Emily Rodriguez-Avila, [citing "gang overtones"](#) as a motive. The family shipped her body back to Honduras for burial.

In June 2022, a Liberty County dog [brought home a human hand](#), which led to the discovery of a badly decomposed body of a man who had been buried with his gun. Police couldn't identify the corpse and were left to post photos of the clothing in hopes someone would recognize them.

The Gulf and Sinaloa Cartels invested in Colony Ridge from its earliest inception, they said, financing lots for local operatives to run safe houses through which they move smuggled drugs and people from the border to interior America. They were using them still to smuggle people coming in under Biden.

Evidence of cartel involvement dates to the earliest days of the illegal-alien settlement boom. To at least 2013, when federal, state, and local investigators raided a Mexican drug cartel's marijuana grow operation on 300 acres in Liberty County, finding explosives, 6,000 marijuana plants, worker bunk houses, and guard towers.¹⁶ Local police at the time called it the "largest and most sophisticated marijuana-growing operation" in the county's history.

In July 2021, the DEA broke that dubious record with the new biggest drug bust in Liberty County history with a raid that broke up a multimillion-dollar methamphetamine manufacturing lab operating inside one of the Colony Ridge dwellings.

During a recent trip, a police investigator drove me around several town neighborhoods pointing out high-end brick homes where cartel management figures lived before they were busted or moved away.

This kind of criminality grew so problematic by 2021 that the fearful town leaders of Plum Grove established a first police department that works in concert with two county-paid bilingual constables that Liberty County funded to exclusively patrol Colony Ridge.

The addition of several police officers amounts to a drop in the ocean, one officer from the region told me. Drive-by shootings, stealing, and drug trafficking are rampant, victimizing mostly the new community.

Indeed, a five-month-long gang and narcotics investigation by the Liberty County Sheriff's Office came to a dramatic end in December 2021 with the arrest of two 15-year-old boys and a 17-year-old boy who were part of a violent drug-trafficking racket in Colony Ridge.¹⁷

After three or four months where the boys would engage in gun battles with drug buyers who wouldn't pay on time, local police had to investigate. When the day came to make arrests, the armed 17-year-old rammed a police car during a pell-mell car chase near Plum Grove, fled home, and barricaded himself in his house until a SWAT unit had to extract him and a girlfriend inside, who also was arrested amid drugs that were found.¹⁸

If those who committed these crimes were in the country illegally, none of this should have happened since they and their parents would not be present if immigration laws were followed.

Within Texas, which probably is emblematic of many other states, Liberty County reflects a microcosm of what unnecessary crime can look like anywhere large numbers of foreign nationals who are only thinly vetted settle. Much more of this is on the way to communities across America, whether anyone systematically records it or not.

American cities and towns feeling under siege

The pain of unfunded impact from the White House's mass illegal immigration crisis can be heard in the ever-lengthening lists of cities and towns forced to contend with unmitigated inflows of needy immigrants from the southern border.

Cities as far north as Chicago and as far west as Denver are squealing in pain from unfunded burdens of having to shelter, feed, clothe, medically treat, and support never-ending inflows of needy, uninsured, limited English-speaking immigrants from throughout the world.

Cities such as Washington DC, New York, and Chicago have declared states of emergency and demanded federal bailouts that will come at the taxpayer expense to feed, house, and care for tens of thousands of illegal immigrants allowed into the country to stay under Biden policies.¹⁹

No one wants to share the pain of sudden massive influxes of dependent, needy immigrants in New York, the ultimate not-in-my-backyard issue. New York City and 30 state counties are locked in litigation over plans to export immigrants to them as 15,000 new immigrants a month pour into the city.²⁰ Nine New York State counties were suing to block New York City's immigrant-export operations.

American citizens, including veterans, are displaced from city-run homeless shelters as towns and cities fill up all available public spaces, to include public school auditoriums and college dorm rooms. Cities and towns along the Texas border have declared border-related disasters and emergencies, to include Brownsville, Laredo, and El Paso. One town 400 miles from the border, Cold Spring one county over from Liberty, declared a migration-related emergency as recently as June because of a "massive surge of drug and human smuggling" associated with the border crisis.²¹

As the Biden border crisis grinds on and on, expect the silent majority of cities and towns across America to add their voices of pain and protest to the lengthening list. They will do so because their leaders have correctly assessed that this massive new population of needy foreigners will burden and transform their communities without their say-so.

¹ “Back-to-School Statistics,” National Center for Education Statistics, [https://nces.ed.gov/fastfacts/display.asp?id=372#:~:text=Preliminary%20data%20for%20fall%202021,students%20%20\(source%2C%20source\)](https://nces.ed.gov/fastfacts/display.asp?id=372#:~:text=Preliminary%20data%20for%20fall%202021,students%20%20(source%2C%20source))

² Steven A. Camarota, “Mapping the Impact of Immigration on Public Schools,” Center for Immigration Studies, 20 June 2023, <https://cis.org/Report/Mapping-Impact-Immigration-Public-Schools>

³ Kerry J. Byrne, “Border Crisis Hits Classrooms as Unaccompanied Minors Flood NY Schools,” New York Post, October 30, 2021, <https://nypost.com/2021/10/30/border-crisis-hits-classrooms-as-unaccompanied-minors-flood-ny-schoolsborder-crisis-hits-classrooms-as-unaccompanied-minors-flood-ny-schools/>

⁴ Reema Amin, “NYC to Expand Transfer High Schools to Help English Language Learners,” Chalkbeat, May 11, 2022, <https://ny.chalkbeat.org/2022/5/11/23067687/nyc-newcomer-immigrants-transfer-schools-expansion#:~:text=New%20York%20City%20education%20officials,to%20a%20top%20department%20official.>

⁵ Natalie Haddad, “Austin ISD Confirms One Campus Is Overcrowded, Not All Students Are in Classrooms,” KVUE ABC News, April 29, 2022, <https://www.kvue.com/article/news/education/austin-isd-campus-overcrowded/269-855e40b4-f0cd-4e96-90df-3758aa5659fe#:~:text=One%20AISD%20campus%20overcrowded&text=In%20a%20statement%20to%20KVUE,this%20many%20students%20at%20International.>

⁶ “Fitch Affirms Cleveland ISD, TX’s ULT Bonds and IDR at ‘AA-’; Outlook Stable,” Fitch Ratings, July 2, 2022, <https://www.fitchratings.com/research/us-public-finance/fitch-affirms-cleveland-isd-tx-ult-bonds-idr-at-aa-outlook-stable-07-07-2022>

⁷ “District Improvement Plan 2021–2022,” Cleveland Independent School District, <https://resources.finalsite.net/images/v1641917222/clevelandisdorg/pjko9hhjfvdup4zvppto/DistrictPlan13.pdf>

⁸ “Cleveland High School,” Texas Tribune Public Schools Explorer, <https://schools.texastribune.org/districts/cleveland-isd/cleveland-high-school/>

⁹ “Bond Elections,” Cisd website, <https://www.clevelandisd.org/about-us/bond-elections>.

¹⁰ Michael T. Light, Jingying He, and Jason P. Robey, “Comparing Crime Rates between Undocumented Immigrants, Legal Immigrants, and Native-Born US Citizens in Texas,” Proceedings of the National Academy of Sciences of the United States of America 117, no. 51 (December 7, 2020), <https://www.pnas.org/doi/10.1073/pnas.2014704117>

¹¹ “Texas Criminal Illegal Alien Data,” Texas DPS website, accessed August 26, 2022, <https://www.dps.texas.gov/section/crime-records/texas-criminal-illegal-alien-data>.

¹² Maria Jimenez Moya, Eduardo Medina and Jesus Jimenez, “After a Neighbor’s Complaint, Gunman Kills Five People in Texas Home,” The New York Times, April 29, 2023, <https://www.nytimes.com/2023/04/29/us/shooting-texas-san-jacinto.html>

¹³ Daniela Hurtado, “2 former Santa Fe Middle School students identified as bodies found in car, deputies say,” ABC13 News, 11 April 2023, <https://abc13.com/teens-found-dead-in-car-liberty-county-double-murder-students-shot-to-death-gun-violence/13114684/>

¹⁴ Dorian Geiger, “Man Who Allegedly Killed Woman and Sexually Assaulted Another He’d Chained to a Bed Arrested by Border Patrol,” Oxygen True Crime, November 25, 2020, <https://www.oxygen.com/crime-news/jose-soriano-caught-on-mexican-border-after-allegedly-murdering-maid>

¹⁵ Nicole Hensley, “Houston Woman Arrested for Murder in 2016 Cold Case,” Houston Chronicle, 20 September 2018, <https://www.chron.com/news/houston-texas/houston/article/Houston-woman-arrested-for-murder-in-2016-cold-13240265.php>

¹⁶ “Drug Cartel Linked to Multi-Million-Dollar Pot Bust in Liberty County,” KHOU TV Houston, November 9, 2013, <https://www.khou.com/article/news/drug-cartel-linked-to-multi-million-dollar-pot-bust-in-liberty-county/285-320664013#:~:text=News-Drug%20cartel%20linked%20to%20multi%2Dmillion%2Ddollar%20pot%20bust%20in,6%2C000%20fully%20mature%20pot%20plants.>

¹⁷ Aaron Drawhorn, "DEA Fighting on the Frontlines: Biggest Drug Bust in Liberty County's History," KFDM 6,14 July 2021, <https://kfdm.com/news/local/dea-fighting-on-the-frontlines-biggest-drug-bust-in-liberty-countys-history>

¹⁸ "LCSO Deputies, Pct. 6 Constable's Office Arrest Suspects in Plum Grove Area for Alleged Gang Activity," Bluebonnet News, 9 December 2021, <https://bluebonnetnews.com/2021/12/09/lcso-deputies-pct-6-constables-office-arrest-suspects-in-plum-grove-area-for-alleged-gang-activity/>

¹⁹ Sonnet Swire, Priscilla Alvarez and Paul Le Blanc, "DC mayor declares state of emergency over migrant arrivals from Arizona and Texas," CNN, 8 September 2022, <https://www.cnn.com/2022/09/08/politics/migrant-bus-public-emergency-washington-dc-muriel-bowser/index.html>

²⁰ Daniel Wiessner, "New York City sues counties refusing to house migrants," Reuters, 7 June 2023, <https://www.reuters.com/legal/new-york-city-sues-counties-refusing-house-migrants-2023-06-07/>

²¹ Bob Price, "East Texas County 400 Miles from Border Declares Migrant-Crisis Disaster," Breitbart News, 14 June 2023, <https://www.breitbart.com/border/2023/06/14/exclusive-east-texas-county-400-miles-from-border-declares-migrant-crisis-disaster/>



Testimony of

David J. Bier

Associate Director of Immigration Studies

Cato Institute

Before

Committee on Homeland Security's

Subcommittees on Border Security and Enforcement and

United States House of Representatives

July 26, 2023

RE: "The Real Cost of an Open Border: How Americans are Paying the

Price"

Chairmen Higgins and Pfluger, Ranking Members Correa and Magaziner, and distinguished members of both subcommittees, thank you for the opportunity to testify.

My name is David Bier. I am the Associate Director of Immigration Studies at the Cato Institute, a nonpartisan public policy research organization in Washington, D.C. As a policy advisor for a former member of the House, I am honored to be invited to speak with you today about the costs of America's flawed immigration system.

For nearly half a century, the Cato Institute has produced original immigration research showing that a freer, more orderly, and more lawful immigration system benefits Americans. People are the ultimate resource. In a free country, immigrants can contribute to their new homes, making the United States a better, bigger, and more prosperous place.

But legal immigration is so restrictive that the system punishes Americans who want to associate, contract, and trade with people from around the world. Americans lose out on the social and economic capital immigrants bring. Our system separates friends and relatives, deprives U.S. consumers of the goods and services that immigrants would provide, and denies our towns and cities entrepreneurs and small business owners. This system has caused chaos at the border, harming Americans and immigrants alike.

U.S. policy makes legal immigration impossible for nearly all.

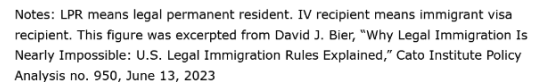
The U.S. immigration system does not facilitate lawful migration. It obstructs it. The primary legal framework dates back to 1924; its last significant update was in 1990. But the system is not just outdated—it fundamentally ignores the needs of the U.S. economy and society. The thousands of pages of regulations and statutes, the arbitrary Soviet-style caps, the restrictive categories, and the ineptitude in processing applications have created an impenetrable legal wall to legal immigration.

To briefly review the four available permanent immigration options:

1. **The Refugee Program:** The population of displaced people reached 100 million last year, and the United States accepted barely 25,000 through its refugee program—0.1 percent.¹
2. **Family-sponsored:** The capped family-sponsored system has a backlog of 7 million, and 1.6 million immigrants currently waiting will be dead before they can receive a green card.²
3. **Employer-sponsored:** Employer-sponsored green cards have a backlog of over 1.4 million, and they are virtually impossible to obtain for those without very high wage offers.³
4. **Diversity Lottery:** The diversity green card lottery offers entrants just a 0.2 percent chance of receiving a green card.⁴

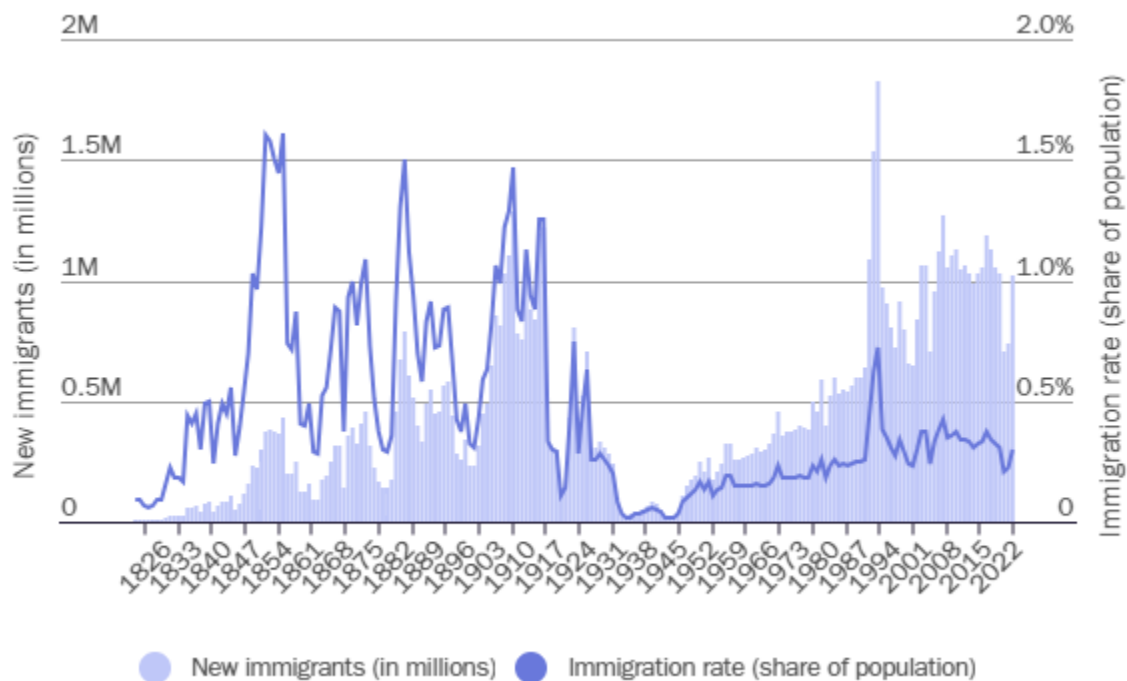
The figure on the next page details the legal requirements to immigrate to the United States in a flow chart. Many aspiring Americans are excluded in each complicated section until nearly everyone loses their chance to immigrate.

Legal immigration to the U.S. for immigrants seeking permanent residence with no prior U.S. immigration history and no U.S. government association (starting the process in 2022).



This legal system is restrictive from the perspective of the demand for green cards by immigrants and their American sponsors, and it is also restrictive compared to America's history. From 1848 to 1914, the annual number of people receiving green cards hit one percent of the U.S. population 22 times. It has never happened since the Immigration Act of 1924, and only once has it even hit half that rate, when Congress waived the caps on behalf of 3 million illegal immigrants in the Immigration Reform and Control Act of 1986. One percent of the U.S. population today would be nearly 3.4 million people.⁵ The number of green card recipients in 2022 was just 1 million.⁶

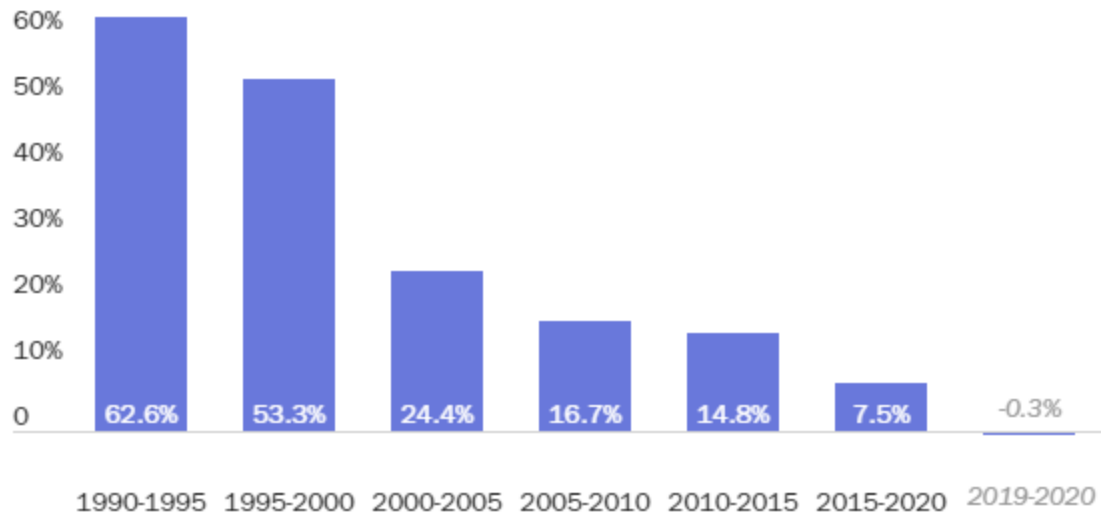
Immigrants becoming legal permanent residents, 1820–2022



Source: Department of Homeland Security, "Yearbook of Immigration Statistics," 2022.

Immigration policy is also restrictive compared to our peer nations. The United States went from accounting for the majority of the increase in the world immigrant population in the 1990s to accounting for just 7.5 percent of it from 2015 to 2020.⁷ This happened both because more immigrants went to other countries and because fewer immigrants went to the United States.

**Share of the Increase in Immigrants worldwide from Increase in Immigrants in the U.S.
1990-2020**



[Download data](#)

Source: United Nations Population Division, "International migrant stock 2019," August 2019; "International Migrant Stock 2020," December 2020.

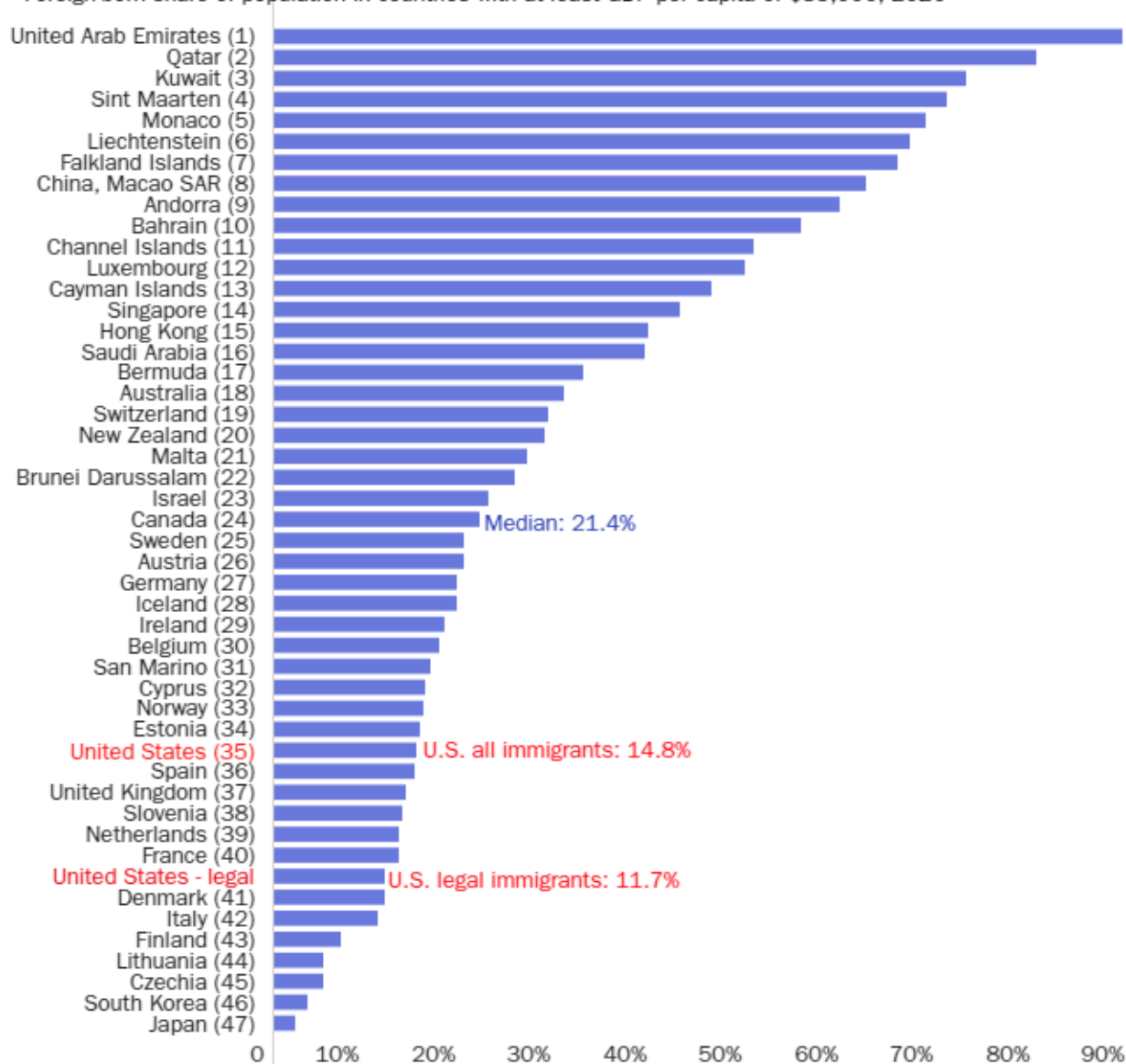
Note: Share is calculated by dividing the net increase in U.S. immigrant population by the net increase in the world immigrant population. Unlike the U.S. Census surveys, "immigrants" includes all foreign-born residents regardless of their citizenship status at birth to provide for a uniform international comparison.

Less than 15 percent of the U.S. population was born outside the United States. This ranks 56th highest in the world.⁸ It ranks in the bottom third of wealthy countries, and the gaps are massive. To catch up to Canada (21.4 percent), nearly 30 million immigrants would have to arrive this year. To reach the immigrant share in Australia (30.3 percent), the number grows to 76.4 million. To hit Hong Kong's percentage (39.2 percent), it would have to exceed 140 million. These totals are unfathomable, but they illustrate how much flexibility the United States has to change its immigration policy and remain well within the norms for the wealthy world.

The United States also ranks 57th globally for refugees and asylum seekers per capita.⁹ Other countries are taking staggering numbers of refugees and asylum seekers: 3.8 million in Turkey, 3.4 million in Iran, 2.3 million in Germany, and 1 million in Poland. For context, Poland has a population about a tenth of the size of the United States. Seven percent of Jordan and 15 percent of Lebanon are now refugees or asylum seekers.

U.S. foreign-born share ranks in the bottom third of wealthy countries

Foreign-born share of population in countries with at least GDP per capita of \$35,000, 2020



Sources: United Nations Population Division, "International migrant stock," 2019; United Nations, "World Population Prospects," 2019; United Nations Statistics Division, "Per capita GDP at current prices," 2019; World Bank, "GDP per capita," 2020; Central Intelligence Agency, "CIA World Factbook," 2021.

Note: The UN data include foreign-born people who received citizenship at birth through their parents to allow for cross-country comparisons with different citizenship rules. Also included are people born in the overseas territories of Denmark, the UK, France, the Netherlands, New Zealand and the U.S. (e.g., Puerto Rico). These people were excluded in this analysis because they are not considered "born abroad" for purposes of the home country. These overseas territories were also not treated as separate countries except in cases where immigrants from the parent country are not considered citizens of the overseas territory, such as in the Netherlands' and most UK territories.

The subcommittees will focus on the harms that stem from this unnecessarily restrictive system, and every member should agree that the choice to keep the gates to America shut is the genesis of so much unnecessary suffering for immigrants and Americans alike. But this inquiry should not end with a tally of death and destruction. It should see this broken system as an incredible opportunity. Few countries in the world have the ability on a whim

to inject new energy and growth into our economy and society. America is the most powerful and wonderful country on Earth; immigrants can help keep it that way.

Bad border policies strain communities along the border

This restrictive legal immigration system is the cause of illegal immigration. When the law says that the only way to enter is to enter illegally, people will follow that message. Forcing migration into illegal channels has seriously affected immigrants and American communities, particularly along the border.

Since at least the Border Patrol's 1994 Strategic Plan, Border Patrol has intentionally driven cross-border traffic out of urban areas and into more rural areas where crossing is more hazardous.¹⁰ Following this shift, the Government Accountability Office (GAO) found that "the strategy has increased deaths from exposure to either heat or cold."¹¹ As a result of this deliberate and ongoing strategy, more people cross into rural areas where they trespass on farmland. The added dangers also mean more migrants are injured or ill, placing strain on rural hospitals.

The border walls have greatly exacerbated the risks. The Mexican government has found that border walls or fences were responsible for 80 percent of injuries by border-crossing Mexicans returned by the United States last year.¹² In 2021, trauma surgeons in California were overwhelmed with hundreds of wall-related injuries, which increased by 460 percent following the wall construction.¹³

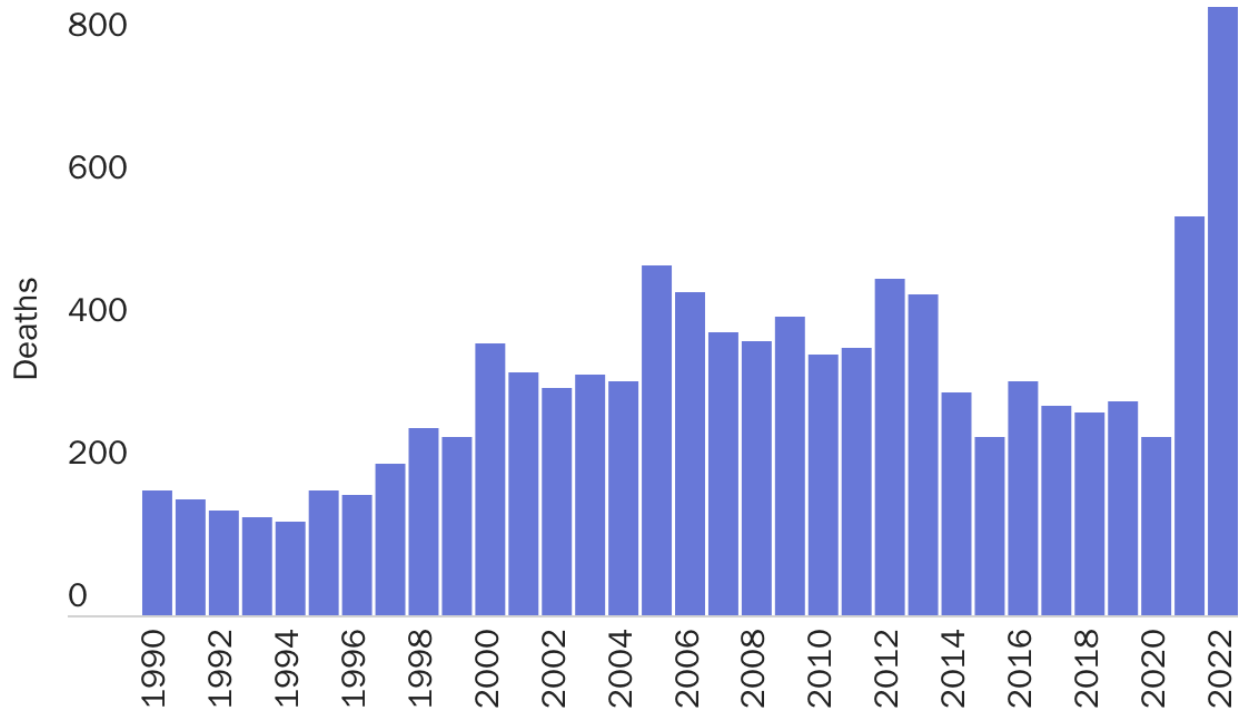
The last administration constructed a wall so high that rather than merely increasing the risk of capture for immigrants, it significantly increased the risk of death. The 30-foot height was reportedly based on field tests to determine the height at which the average person would become disoriented and stop climbing.¹⁴ But even lower fences are a danger. A pregnant woman died from falling from an 18-foot fence in 2020.¹⁵ Some of those injured have been in Yuma, Arizona, including two men who died in 2020 and 2021.¹⁶ In 2018, two teenage girls also suffered life-threatening injuries after falling from the Yuma fence.¹⁷

At least 31 deaths have occurred from fence falls from 2019 to 2023.¹⁸ But by pushing immigrants out into even more remote areas, the wall can also indirectly cause more deaths. A total of 853 immigrants died crossing the border in 2022—the most on record.¹⁹ This topped the prior record of 560 deaths in 2021.²⁰ About 60 deaths in 2022 were in Yuma County, Arizona.²¹ In 2022, Border Patrol reported that it rescued 22,014 people in serious physical distress, fourfold the number in 2019.²²

Since 1990, when the first fences were built in San Diego, Border Patrol has recorded almost 11,000 deaths,²³ and independent auditing of its count by the Government Accountability Office has found that Border Patrol systematically undercounts migrant deaths, excluding—for instance—half the migrant deaths in Tucson, Arizona, which are tracked by local authorities.²⁴

Deaths of migrants recorded by Border Patrol

1990-2022



Sources: Customs and Border Protection, "Border Rescues and Mortality Data," 2022; Border Patrol, "Southwest Border Deaths By Fiscal Year," 2022; Camilo Montoya-Galvez, ["At least 853 migrants died crossing the U.S.-Mexico border in past 12 months — a record high,"](#) CBS News, 2022.

The inability to board lawful transportation options to the U.S. border creates treacherous conditions for travelers. The combination of homelessness and governmental indifference toward crimes against migrants in Mexico has created the ideal environment for predation. Abductions of migrants number in the tens of thousands annually, according to Mexico's National Human Rights Commission.²⁵ Rapes of migrant women in Mexico are common, underreported, and rarely investigated.²⁶ All these factors mean that many migrants cross in need of urgent medical attention, and Border Patrol policies force them to cross in areas with the fewest resources.

It is not just taxing for local hospitals. The Border Patrol's 1994 Strategic Plan treated rural areas' lack of transportation infrastructure as a reason to push traffic there.²⁷ But when Border Patrol releases asylum seekers in small towns along the border, it can take days for them to get a bus to their final destinations. The lack of buses led to a backup of migrants with nowhere to live and forced Yuma's mayor to declare a state of emergency.²⁸ If immigrants could enter legally, they could arrange transportation in advance, travel directly to their final destinations, and fix this issue.

The mere fact that a person entered illegally means that Border Patrol must take them into custody for processing. When capacity is reached, they unexpectedly release migrants onto the streets—often at night with no warning and no transportation lined up.²⁹ These types of releases have occurred under every administration.³⁰ Sometimes, pregnant women or nursing mothers are forced to sleep on the streets.³¹ These are all avoidable problems if legal migration pathways were available.

Another problem is of greater importance to localities: the inability of people to work legally after their release from Border Patrol custody.³² Although asylum seekers are eligible to receive employment authorization documents six months after applying for asylum, this process can often take much longer, given the time it takes to prepare an asylum application and process the employment authorization request.³³ The mayor of New York City has labeled this one of the most urgent immigration issues facing his city.³⁴ Research has found that banning asylum seekers from working has negative employment effects long after the ban is lifted.³⁵ Lacking the right to work, asylum seekers must often either work illegally or depend on charity or city services.

Restricting asylum is not a solution.

Title 42 and restrictions on applying for asylum also create additional health hazards for migrants. Returning migrants to Mexico has created a flow of migrants more in need of medical attention because the policy alerts criminals in Mexico to the fact that they may have U.S. connections. When they recross the border, these victims often need health care. Human Rights First has tracked over 13,000 publicly reported incidents of murder, torture, kidnapping, rape, and other violent attacks on migrants and asylum seekers who returned to Mexico in the last two years alone.³⁶

Migrants who seek asylum generally turn themselves into Border Patrol, avoiding more dangerous crossings in remote areas and making themselves easier to process. Evasion leads to more deaths and injuries in remote areas. Also, smugglers (usually U.S. citizens) sometimes drive recklessly to avoid Border Patrol and risk the lives of the passengers and bystanders, leading to more hospital trips.³⁷ At least 93 people have died during Border Patrol pursuits since 2010.³⁸

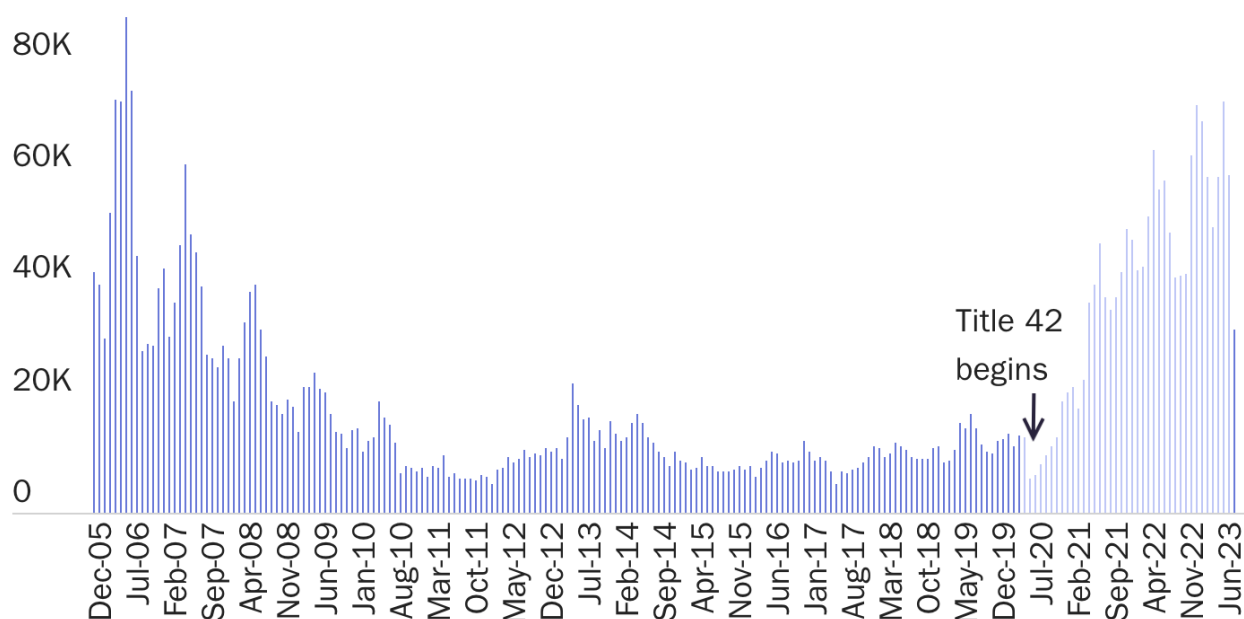
The number of chases doubled from 150 in 2021 to 300 in 2022, and deaths during pursuits increased from 2 in 2019 to 14 in 2021 and 22 in 2022.³⁹ From 2015 to 2018, there were about 11 injuries for every death resulting from Border Patrol chases, implying that hundreds of people have been injured across the border in the last two years in this way.⁴⁰ Smugglers also abandon migrants in deserts, where they may need to be airlifted to hospitals.⁴¹

Anti-asylum policies are not just bad for the safety of immigrants and residents—they are also bad for security. Since Border Patrol initiated the Title 42 policy that banned asylum for most crossers, evasion almost immediately exploded. The number of gotaways—detected successful crossings—grew fourfold from 2019 to 2022. The country has seen

more crossings, arrests, illicit entries, and less security under the anti-asylum policy of the last three years. Title 42 ended in May 2023, and although asylum is still restricted between ports of entry, gotaways fell 55 percent from April to June 2023 as more people entered through ports of entry.⁴²

Title 42 has led to more successful illegal crossings

Border Patrol known "gotaways," Oct. 2005-June 2023



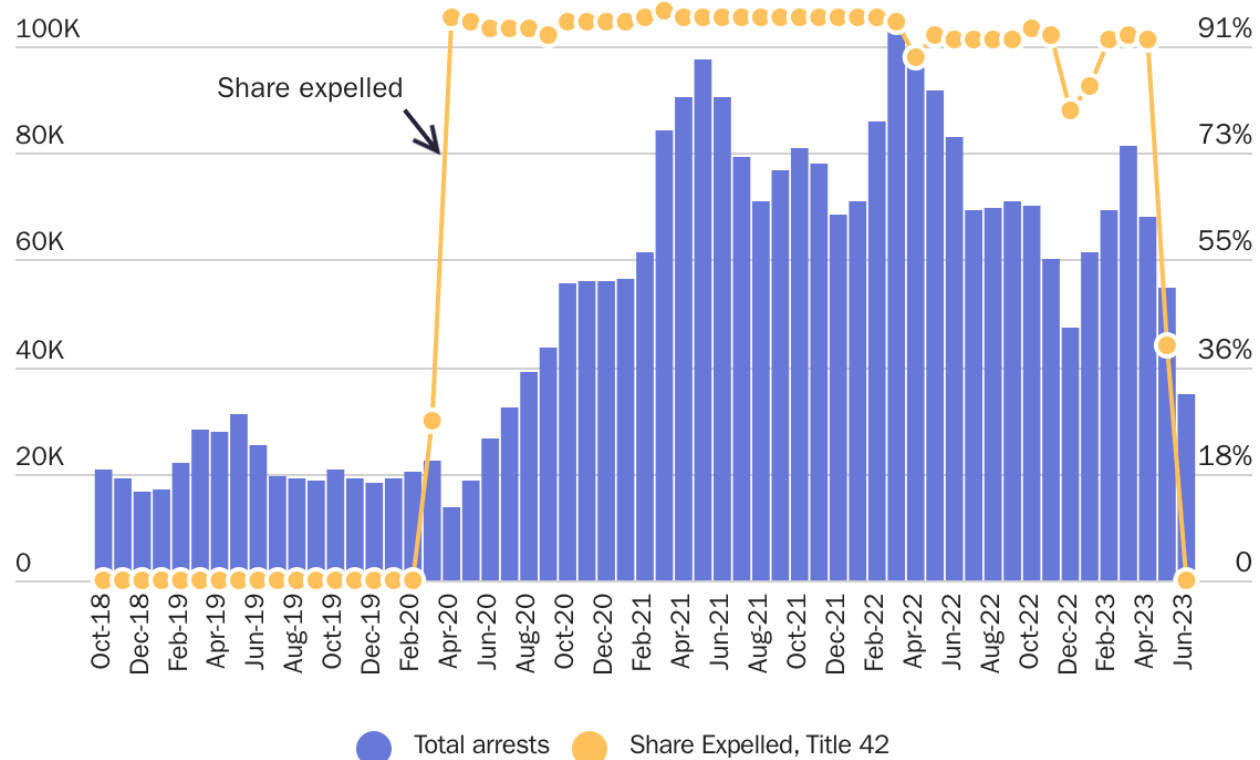
Sources: Cato Institute, Customs and Border Protection via Freedom of Information Act request; Fox News, Dec. 2022; Fox News, Oct. 2022; Fox News, Jan. 2023 (annual data for 2022 interpolated to individual months based on single adult apprehensions); February to June 2023 via Bethany Blankey, Center Square.

A major reason for the increased evasions is that when someone is returned to Mexico—and not processed for asylum or returned to their home country—they have little choice but to attempt to reenter illegally. The recidivism or re-encounter rate started to spike under the Remain in Mexico policy, which sent people back to wait for hearings. That policy had a re-encounter rate of 33 percent (as of June 2021), and the only reason it wasn't higher is because the program was canceled.⁴³ Under Title 42, the situation deteriorated further, with a 1-year re-encounter rate exceeding 50 percent in 2021.⁴⁴

This is not due to insufficient enforcement of Title 42. Title 42 encouraged more crossings. Encounters of the demographic group most targeted under Title 42—single adults from the Northern Triangle and Mexico—had increased fourfold, even though they have been expelled more than 90 percent of the time. The number of southwest border arrests by single adults from the four targeted countries declined by 57 percent in June 2023.⁴⁵ This accounted for two-thirds of the decline in border arrests in June 2023, much steeper than the 22-percent decline for all other groups.

Did Title 42 deter single adults from the Northern Triangle and Mexico?

Single adults from the Northern Triangle and Mexico, share expelled, Oct. 2018-Oct. 2022



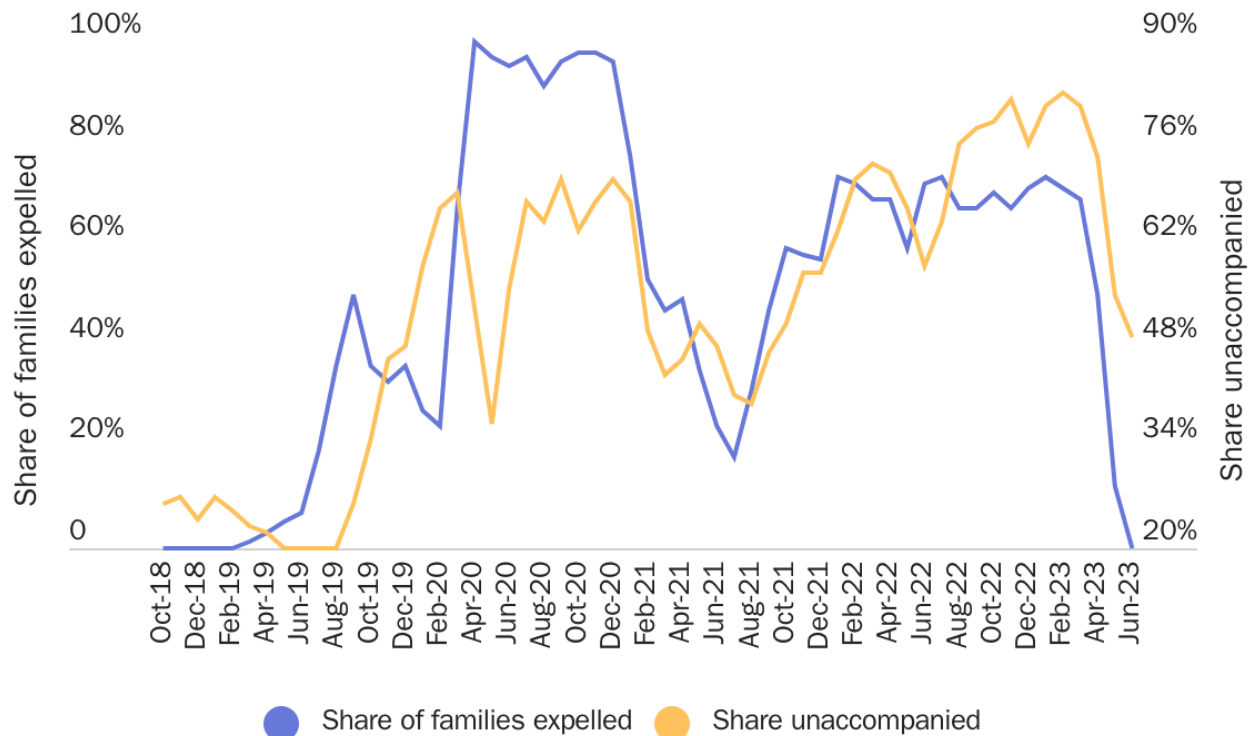
Sources: Customs and Border Protection, "Nationwide Encounters," 2022.

Notes: "Single adults" = adults traveling without their children. "N. Triangle" = Honduras, El Salvador, and Guatemala.

Title 42 and its sibling, the Migrant Protection Protocols ("Remain in Mexico"), also had the unintended consequence of causing more children from Central America to cross the border alone. Under both policies, if children crossed with their families, the parents and children had a high probability of being returned to Mexico. By contrast, unaccompanied children were—except for a short-lived period when Title 42 was first in effect—exempt from return to Mexico under both policies.⁴⁶

This discrimination against families meant that parents felt compelled to allow their children to enter alone.⁴⁷ The chart below shows the share of Central American families with children expelled to Mexico and the share of children coming unaccompanied. In the 31 months when a majority of Central American families were expelled to Mexico, 30 of those months saw a majority of Central American children enter without their parents. The causal relationship is clear: closing asylum to families creates an incentive to send children without their parents. After Title 42 ended, a majority of Central American children came with their parents for the first time in 20 months.

Share of Central American minors without parents and share of families sent to Mexico Border Patrol arrests, Apr. 2018-June. 2023



[Download data](#)

Sources: CBP, "Southwest Border Encounters," 2023; TRAC, MPP, 2023.

Note: Expelled=Title 42 or MPP placement in Mexico. Accompanied children based on the annual ratio of parents to children in family units in 2019. Central American = El Salvador, Guatemala, and Honduras

Immigrants are not driving the fentanyl crisis.

The subcommittees are right to pay particular attention to the scourge of fentanyl overdoses. But immigrants are not the cause. Fentanyl trafficking is funded by fentanyl consumers, and nearly 99 percent of the users are U.S. citizens.⁴⁸ It is not surprising that research has shown that "increases in immigration are associated with significantly lower homicide and lower overdose death rates overall and across substance type."⁴⁹

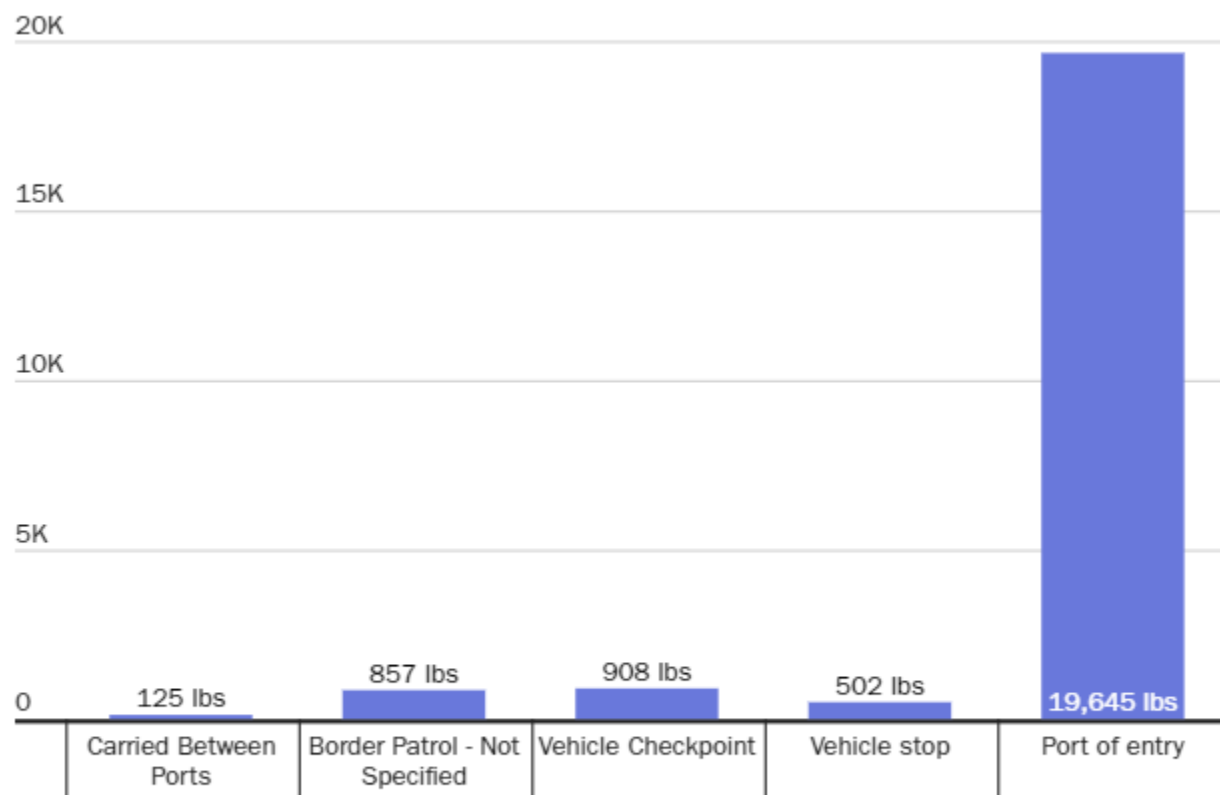
U.S. citizens are also the primary smugglers of fentanyl. In 2021, they made up 86 percent of convicted fentanyl traffickers.⁵⁰ Cartels employ U.S. citizen traffickers because smuggling is significantly easier at ports of entry than between them, and U.S. citizens have legal access to the United States and are subject to less scrutiny at ports of entry.

For this reason, from fiscal year 2019 to June 2023, 93 percent of fentanyl seizures by Customs and Border Protection (CBP) have occurred at ports of entry or vehicle checkpoints, not along illegal migration routes.⁵¹ The graph below displays the available data on seizure locations for fiscal year 2023. About 96 percent was seized from vehicles at

checkpoints, traffic stops, or ports of entry, while one-half of a percent was seized on people carrying the drug over the border. Another 4 percent was not reported.

Customs and Border Protection Fentanyl Seizures by Type

Southwest Border, Fiscal Year 2023 (as of June 2023)



Sources: Customs and Border Protection, "CBP Enforcement Statistics Fiscal Year 2023," February 10, 2023; CBP, "Drug Seizure Statistics FY2023," February 8, 2023; CBP, "Border Patrol Seizes \$4 Million in Narcotics in One Day," January 27, 2023; CBP, "Border Patrol Agents Seize Over \$500,000 Worth of Fentanyl," October 19, 2022; CBP, "Del Rio Sector Agents Seize over \$100,000 in Mixed Narcotics," October 24, 2022; Chief Agent Gloria I. Chavez, Twitter, November 15, 2022; John Modlin, U.S. Border Patrol Chief TCA, Twitter, November 21, 2022; CBP, "Media Releases," 2023.

Although CBP's data obviously does not include the fentanyl that escapes their detection—both at ports and between them—CBP's seizures provide a sample to estimate the rate at which people who evade detection are carrying fentanyl. As of June 2023, Border Patrol had arrested about 9,000 people for every single event where fentanyl was seized at a location away from vehicle checkpoints. The people who are crossing between ports of entry are primarily seeking safety and opportunity, not seeking to smuggle fentanyl.

CBP has not estimated the quantity of fentanyl successfully smuggled through ports of entry, but for several years, it has calculated the probability of seizure of cocaine at ports of entry. In 2020, CBP estimated that it seized just 2 percent of the cocaine entering the country at ports.⁵² Given its potency, significant amounts of fentanyl are even easier to conceal than cocaine. By contrast, CBP estimates that it interdicts a majority of the people

crossing the border illegally.⁵³ Thus, it is more than 90 percent easier to enter the country legally with hard drugs than cross the border illegally with them.

Border Patrol also does not seize more fentanyl when arrests fall. Notably, despite a 42 percent drop in arrests in January, Border Patrol seized almost no fentanyl (just 4 pounds) outside of vehicle stops and checkpoints, the same amount as the prior month.⁵⁴ In June 2023, arrests again fell 42 percent, and the amount of fentanyl seized by Border Patrol outside of checkpoints went down 67 percent.⁵⁵

Qualitative assessments based on law enforcement intelligence also indicate that trafficking organizations understand that hard drugs are more easily smuggled through ports. The Drug Enforcement Administration's (DEA) National Drug Threat Assessment for 2021 has said that drug traffickers "exploit major highway routes for transportation, and the most common method employed involves smuggling illicit drugs through U.S. POEs in passenger vehicles with concealed compartments or commingled with legitimate goods on tractor-trailers."⁵⁶ DEA testified that its investigations have found that "the vast majority of fentanyl is coming in the ports of entry."⁵⁷ CBP and other agencies have made similar assessments.⁵⁸ It is precisely because these ports of entry are both scarce and incredibly valuable that cartels war for control over them.⁵⁹

The reasons for the ease at which drugs enter through ports are multifaceted. Only as much as 17 percent of commercial trucks and 2 percent of passenger vehicles are scanned for any drugs.⁶⁰ CBP reports of drug interdiction arrests indicate that it is most often the driver's behavior that tips off agents to conduct a search, meaning that interdiction is dependent on a factor almost entirely outside of the agency's control.⁶¹ The motivation for traffickers to innovate to evade detection is much stronger than the motivation to innovate to detect drugs crossing, which results in increasingly sophisticated smuggling techniques that quickly defeat interdiction efforts.

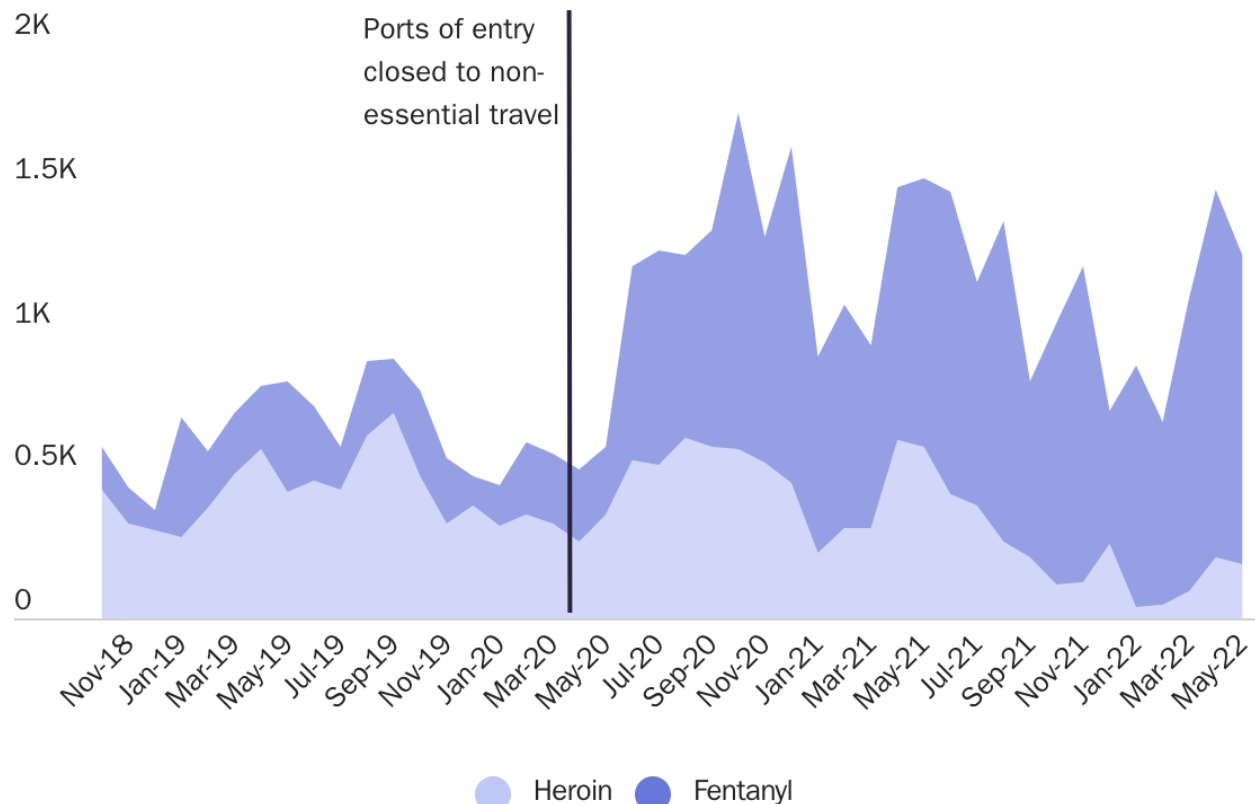
Even when a drug is easier to detect, the massive difference between the cost of production abroad and its value in the United States means that trafficking organizations can respond to greater interdiction simply by increasing production and smuggling more. From 2003 to 2009, for instance, Border Patrol more than doubled its staffing and built hundreds of miles of fences. As a result, Border Patrol marijuana seizures doubled, but cartels simply smuggled more to compensate, and the effort made no difference to the availability of Mexican marijuana in the United States.⁶² In fact, the effort backfired. During Border Patrol's hiring surge, the potency of marijuana increased by 37 percent.⁶³

Fentanyl trafficking itself developed as a border-evasion measure to supply the market for heroin and other opioids. It initially had little natural demand because the fentanyl experience is so fundamentally different from heroin.⁶⁴ Fentanyl has the advantage of being 50 times more powerful than heroin, which means that the same weight can supply 50 times as many consumers. This creates a massive economic incentive for smugglers to prefer it to heroin.

Despite fentanyl's built-in economic advantage, it took the massive restriction on imports and travel during the pandemic—particularly the U.S. policy of limiting travel with Mexico—to force U.S.-Mexico border traffickers to shift from heroin to fentanyl. Within two months of the pandemic, fentanyl seizures overtook heroin by weight, and by the time the restrictions were lifted, fentanyl accounted for over 90 percent of the seizures.

Fentanyl smuggling became more prevalent after most legal travel was banned

Heroin and fentanyl seizures (lbs) at southwest ports of entry, Oct 2018-Jan 2023



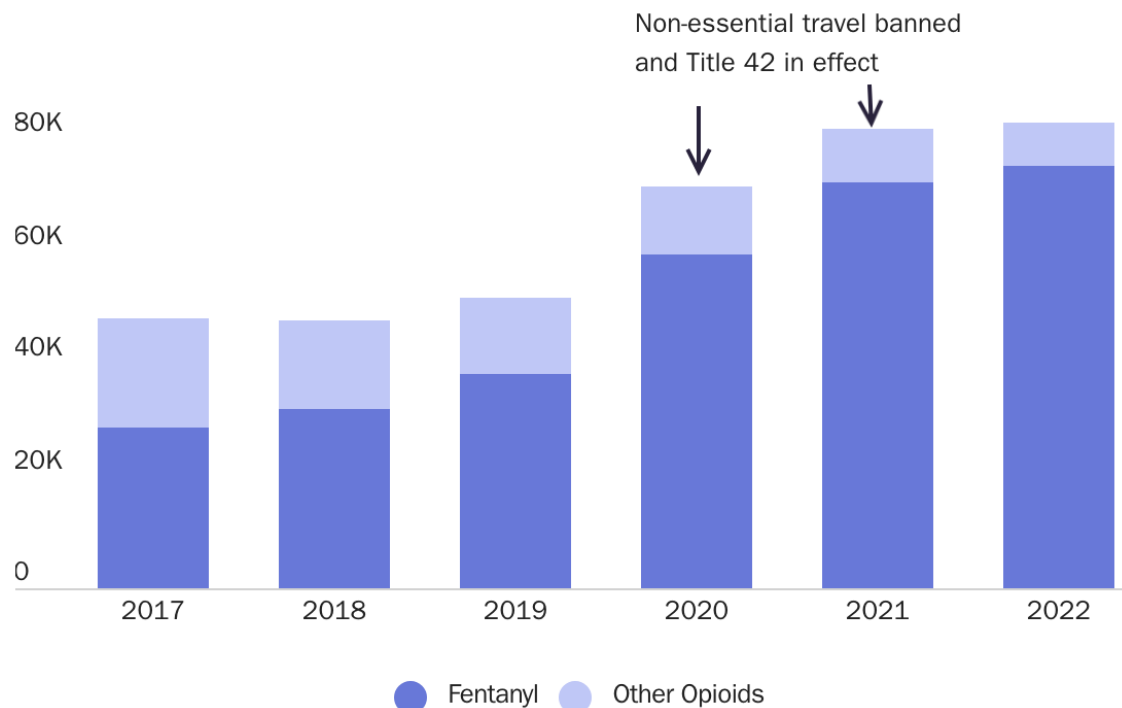
Sources: Customs and Border Protection, "Drug Seizure Statistics," 2022.

Tragically, the shift toward fentanyl and away from heroin caused a spike in fentanyl deaths. From 2019 to 2021, fentanyl deaths nearly doubled as trade and travel were restricted with Mexico. Unfortunately, additional efforts to restrict the trade in fentanyl will likewise backfire. There are already synthetic opioids many times more powerful than fentanyl that cartels could switch to if fentanyl trafficking becomes more difficult. For instance, the Tennessee Department of Health reported a fourfold increase in deaths in 2021 from Nitazenes—synthetic opioids 10 to 20 times more potent than fentanyl.⁶⁵

This process of enforcement increasing the potency of prohibited items is called the "Iron Law of Prohibition." It occurred under Alcohol Prohibition when liquor dominated wine and beer, and it has repeatedly played out under drug prohibition: crack cocaine as a substitute for powdered cocaine, heroin as a substitute for prescription drugs, and fentanyl

as a substitute for heroin. To stop drug deaths, policymakers must focus on demand, not supply.

Deaths from fentanyl and other opioids, 2017-2022



Sources: "Provisional Drug Overdose Death Counts," Centers for Disease Control and Prevention, 2023.

Note: 12-month periods before each January.

The drug war and restrictive border policies have failed people with addictions and their families. Government should stop criminalizing drug users, which pushes them away from services that could help them, and Congress should legalize overdose prevention sites, places where people can intervene to reverse an overdose.⁶⁶ States should allow users to protect themselves against overdoses by legalizing fentanyl test strips, which most states criminalize as "drug paraphernalia."⁶⁷ Physicians should be empowered to treat addiction by weaning addicts off these potent drugs and by issuing at-home prescriptions for methadone.⁶⁸ These are all ideas that have worked in other countries to reduce deaths.⁶⁹

Restricting immigration also has another side benefit for smugglers: they can charge immigrants to cross illegally into the United States.⁷⁰ Two migrants in Tijuana were stoned to death, and another was shot for failing to pay a fee in February.⁷¹ Migrant smuggling has now become a \$13 billion industry.⁷² The United States could immediately remove this profit from the cartels by creating legal ways to enter the country.

Immigration creates wealth for immigrants and Americans.

Immigration benefits immigrants and Americans. In their home countries, immigrants usually lack the freedom to achieve their full potential. Immigrants want little more than to participate in the freedom that the U.S. Constitution offers to improve their lives. For many

nations, a majority of their people who live above the poverty line (by developed world standards) live in the United States.⁷³ They achieve this higher standard of living not through theft or welfare but through hard work.

Why do immigrants command higher wages in the United States than in their home countries? Because the United States has free institutions that create incentives for work and investment that empower workers to be more productive. In other words, immigrants produce more and better goods and services here than in their home countries. It is easy to understand why. Here, American capitalism incentivizes investment in technology that increases the productivity of workers, while socialism, corruption, and crime make those investments impossible in many countries. The result is that U.S. immigrants commonly command wages that are between two to fifteen times the wages in their home countries for doing the exact same work.⁷⁴

Of course, higher incomes are not the only motivating factor for migration, but these massive wage differentials make stopping immigration a fool's errand. The benefits are simply so great that desperate people will continue to put their lives on the line to achieve the freedom and opportunity that they lack at home. But the fact that so many people from around the world are willing to uproot their lives and join us—to contribute to our nation and to make our lives better—is the most profound opportunity for the United States. A better legal immigration system would harness this massive potential to fulfill the needs of an America on the verge of demographic decline.

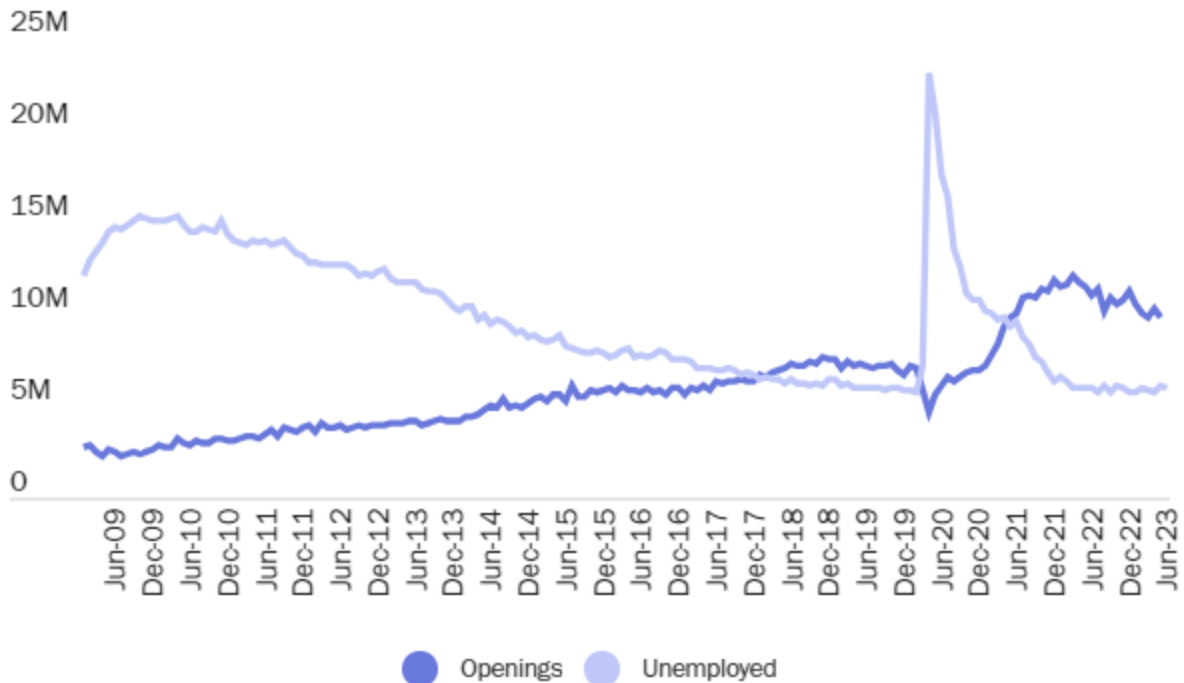
America benefits from immigration.

Immigrants can succeed in the United States precisely because the country needs workers. Immigrants are more likely to work than U.S.-born citizens overall and at every education level—a difference that grows significantly among the least skilled—and about 97 percent of immigrants who looked for jobs in 2022 found them.⁷⁵ This should not be surprising, given that the United States is currently experiencing an unprecedented labor shortage.

From January 2021 to May 2023, the United States averaged 10.5 million job openings per month. Every single month after January 2021 had more job openings than any month before it, back to the start of the job openings data series in the year 2000.⁷⁶ The average number of job openings during this period was double the number of job openings before 2021.⁷⁷ Filling these jobs over the last two and a half years would have increased U.S. Gross Domestic Product cumulatively by about \$2 trillion.⁷⁸ As of May 2023, the number of open jobs exceeded the number of unemployed workers by nearly 4 million.

Job openings and unemployed persons

January 2009-July 2023



Sources: U.S. Bureau of Labor Statistics, Unemployment Level [UNEMPLOY]; U.S. Bureau of Labor Statistics, Job Openings: Total Nonfarm [JTSJOL], June 2023.

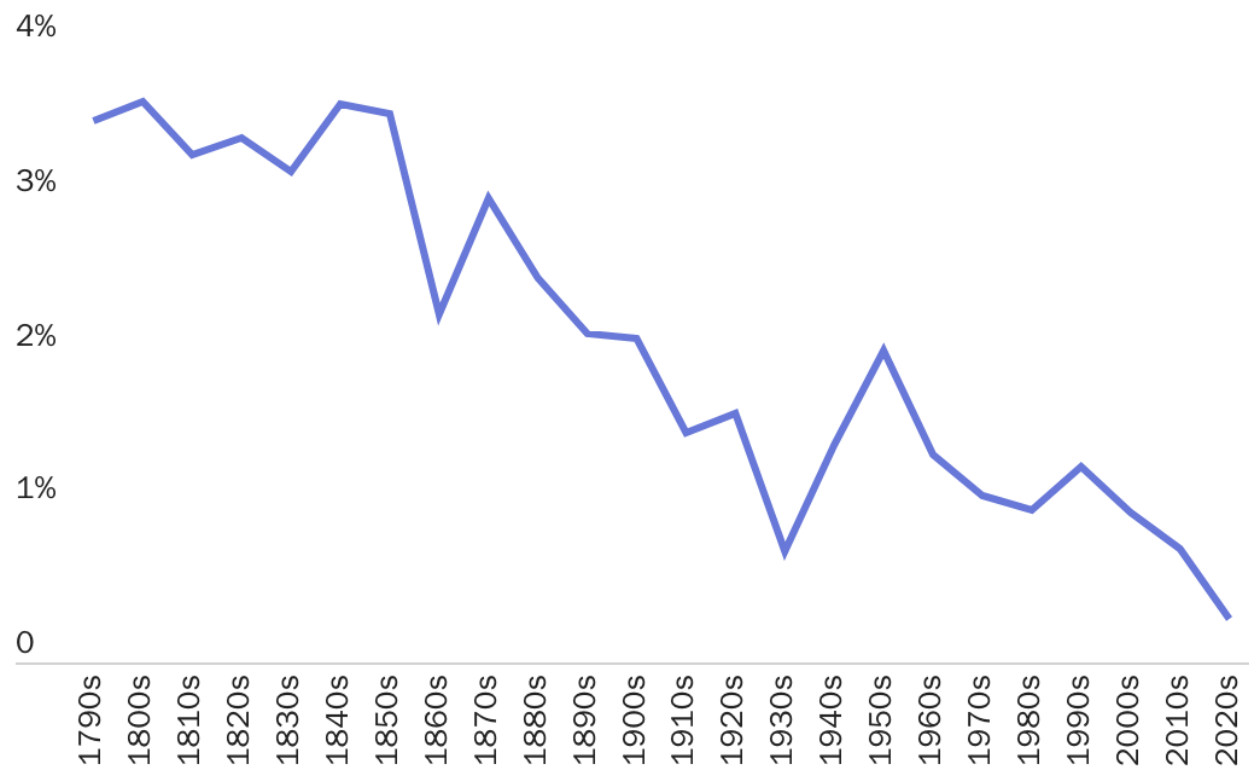
The immigrant population increased, according to Census Bureau's Current Population Survey, by approximately 2.7 million from January 2021 to June 2023.⁷⁹ These immigrants found jobs in a wide variety of industries—everything from landscaping and construction to computer programming and management. Immigrant workers were key to helping propel the recovery. They were also helpful in bringing down inflation.

This effect on inflation comes not through lowering wages but through increasing production. The purpose of the economy is to produce goods and services that fulfill the needs of U.S. consumers. Staffing shortages that closed stores, kept trucks off the road and prevented ships from being unloaded were critical components of inflation in 2021 and 2022. Immigrants allow more goods and services to reach consumers, which brings down prices in real terms.

Going forward, the United States is facing a severe population challenge, which will cause demand for foreign workers to increase. The U.S. population is growing slower than at any point in its history. In 2022, international migration already accounted for 80 percent of the meager 0.4 percent population growth.⁸⁰ Without immigration, the U.S. population will start to decline. Already in 2022, about half of all the counties in the United States saw declining populations. Over the next two decades, the U.S. working-age population will decline without new immigrant workers.⁸¹

Annual average U.S. population growth by decade

1790–2022



Sources: U.S. Census Bureau, Decennial Censuses, 1790–2020; "Vintage 2022," 2023.

America needs workers across the skill spectrum.

With a slowing population, the country is also growing older.⁸² This will suppress labor force participation among the U.S. population and create a need for more workers in industries related to elder care. With nearly a million new jobs, home health aides are projected to see the largest increase in employment of any single occupational category, according to the Bureau of Labor Statistics (BLS).⁸³ This example highlights how job growth will not just be concentrated among the highest-skilled positions but will be broadly available. In fact, the BLS predicts that most jobs created this decade will not require a college degree.

Of course, if these jobs fail to materialize, it would likely be because the government intervened to stop U.S. employers from hiring immigrants. That would be devastating for American families that desperately need help. Shockingly, despite record demand, the number of employees in skilled nursing care facilities has declined from 1.7 million to 1.4 million from 2011 to 2023.⁸⁴

Many nursing homes are closing because they cannot properly staff their operations—particularly in rural areas. In Minnesota alone, 45 facilities have closed.⁸⁵ Another 60 have closed in Texas.⁸⁶ The Good Samaritan Society facility in Postville, Iowa, closed in

September 2022.⁸⁷ At open facilities, huge numbers of beds remain empty, with the vacancies nationwide reaching 32 percent.⁸⁸ An analysis of nursing homes by researchers from Harvard, MIT, and Rochester showed that “increased immigration significantly raises the staffing levels of nursing homes in the U.S., particularly in full-time positions,” which results in better patient outcomes.⁸⁹ The National Council of the State Boards of Nursing has found that 800,000 nurses plan to leave the labor force by 2027.⁹⁰ Meanwhile, nurses are crossing the border illegally, and one died in 2021.⁹¹

One reason why Americans are having fewer children is the cost of childcare. The cost of childcare not only directly reduces the growth in the future labor force but also indirectly reduces the growth in the labor force by driving mothers to drop out of the labor force. A majority of mothers with young children are not looking for jobs solely because of childcare or family responsibilities.⁹² A staffing crisis has caused massive wait lists for care in states across the country. In Pennsylvania, 7,000 open positions have led to 32,500 kids waiting for care.⁹³ It’s worse in Michigan, where nearly 54,000 kids are waiting.⁹⁴

Researchers Delia Furtado and Heinrich Hock have found that low-skilled immigrants have “substantially reduced” the costs of having a child.⁹⁵ Patricia Cortés and José Tessada similarly find, “low-skilled immigration increases average hours of market work and the probability of working long hours of women at the top quartile of the wage distribution.”⁹⁶

New home construction—a critical component in family formation—has also suffered from too few workers. Construction employment has reached record highs, while the construction unemployment rate is at near-record lows. Construction industry wages are now higher than the average wage for workers generally.⁹⁷ The number of job openings has repeatedly set records for the industry.⁹⁸ Yet thanks to too few workers, it now takes about eight months to build a new home, which is up from 4 to 6 months before the pandemic.⁹⁹ One home builder in Florida estimated in 2023 that supply chain issues and the labor shortage were adding 20 percent to the cost of a new home in his area.¹⁰⁰

The United States is also facing critical shortages of skilled workers. For physicians per capita, America ranks far behind Germany, Sweden, Australia, and Switzerland, and it has half the number of physicians per capita as Austria—effectively a difference of nearly 1 million physicians.¹⁰¹ In rural areas, the shortages are dire. A study in the journal *Health Affairs* has shown that rural patients are far more likely to die because they lack the number of specialists to treat them effectively.¹⁰² This situation would be even worse if not for immigrants, who account for a quarter of all U.S. physicians.¹⁰³

Skilled science, technology, engineering, and math workers are also in short supply. A major project—funded in part by U.S. taxpayers—to build a new microchip manufacturing facility in Arizona is already being delayed because of a shortage of skilled workers.¹⁰⁴ McKinsey estimates that chip manufacturers will be short 390,000 engineers and skilled technicians by 2030, leading to more production setting up offshore.¹⁰⁵ But the U.S. immigration system is so broken that engineers from Venezuela were entering through the border in 2021.¹⁰⁶

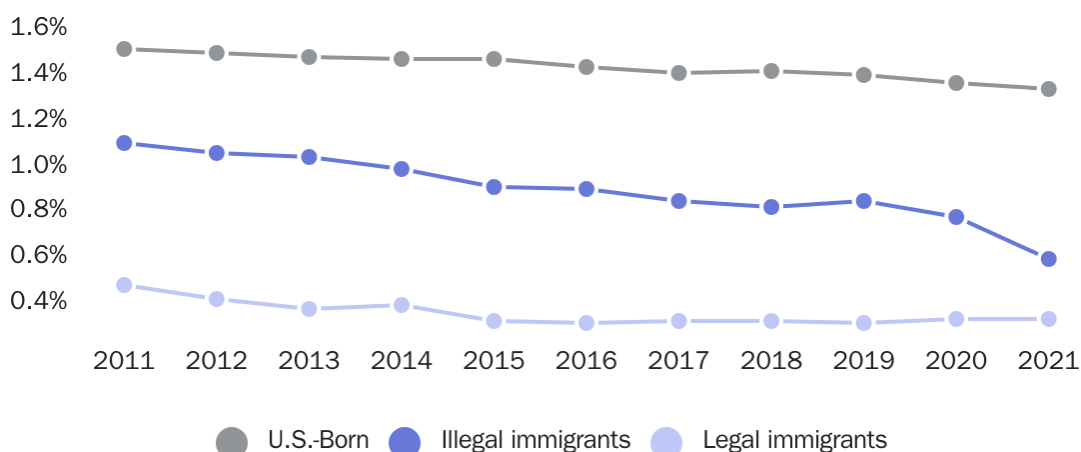
Because immigrants are working, immigrants also improve government finances. Immigrants contributed \$736 billion in state, local, and federal taxes in 2018—\$220 billion more than they received in government benefits, including cash assistance, entitlements, and public education.¹⁰⁷ Even undocumented immigrants are paying nearly \$12 billion in taxes every year.¹⁰⁸ These contributions do not consider any complementarities between U.S. workers and immigrants, such as when immigrants allow U.S. workers to earn higher wages or work longer hours. The Social Security Administration Trustees Report emphasizes that immigration improves the Social Security outlook,¹⁰⁹ but the number of workers that it projects will be paying into Social Security in 2065 is still 70 million below the level needed to keep revenues in line with expenditures.¹¹⁰

The Congressional Budget Office (CBO) found in 2013 that comprehensive immigration reform would have “a net savings of about \$175 billion over the 2014–2023” and “would decrease federal budget deficits by about \$700 billion (or 0.2 percent of total output) over the 2024–2033 period.” The CBO stated that there would be about another \$300 billion in savings from the indirect economic effects of more immigration.¹¹¹ The United States could already be enjoying these benefits had the bill become law.

Immigrants make American communities safer.

Immigrants contribute to the safety and security of American communities in numerous ways. First, they directly lower the crime rate by committing fewer crimes. According to data from the Census Bureau’s American Community Survey, immigrants have been much less likely to end up in the criminal justice system and behind bars for the entirety of the last decade (Graph).¹¹² This is true, even for immigrants in the country illegally, despite thousands of those immigrants being incarcerated solely for immigration offenses that U.S. citizens cannot commit. The share of illegal immigrants incarcerated has even declined by 44 percent from 2011 to 2021.

Share of U.S. residents incarcerated by immigration status, ages 18–54, 2011–21



Source: American Community Survey, 1-Year Estimates, 2021 analysis by Landgrave, Michelangelo, and Alex Nowrasteh. “Illegal Immigrant Incarceration Rates, 2010–2021: Demographics and Policy Implications.” Forthcoming.

The lower crime rates create safer communities for Americans to live in. During the 1990s, when the immigrant population grew faster than at any time in over a century, crime fell rapidly across the country.¹¹³ Immigrant-dense cities saw crime fall further and faster than elsewhere in the country during that time.¹¹⁴

Immigrants also directly affect the crime rate through their participation in or cooperation with law enforcement. There were over 80,000 immigrants serving as detectives and police officers in 2021 and about 350,000 immigrants in protective service roles, including corrections officers, bailiffs, private security, firefighters, and other similar positions.¹¹⁵ Training more police officers is a proven way to reduce crime,¹¹⁶ yet many cities are finding it difficult to fill open jobs. In Tulsa, Oklahoma, for instance, there are 160 officer jobs unfilled.¹¹⁷ In 2015, Nashville Police Chief Steve Anderson convinced legislators in Tennessee to open police recruitment to noncitizens with military service to help address the shortage, and other departments are opening to immigrants as well.¹¹⁸

Even if they don't or can't serve directly, immigrants aid law enforcement through cooperation with authorities. Immigrants to New Jersey helped turn around South Paterson, an area once beset by crime and corruption. The Paterson police commissioner pointed to the willingness of immigrant business owners to work with police as one major reason for its lower crime rate.¹¹⁹

There are countless examples of immigrants helping law enforcement to stop criminals or prevent crimes. Two foreign students stopped a sexual assault at Stanford, testifying against the rapist at trial.¹²⁰ Another immigrant lost his life stopping a rape in Virginia.¹²¹ A video filmed on a Dominican immigrant's phone was the basis of a homicide conviction in South Carolina.¹²² A Colombian immigrant in Miami drove his van between an officer and an active shooter, saving the officer's life.¹²³ A major source of funding for local police comes from the Edward Byrne Memorial Justice Assistance Grant (JAG) Program. Byrne was a New York City officer killed guarding a Guyanese immigrant who had repeatedly reported criminal activity by U.S. citizens in his community.¹²⁴ The immigrant then again risked his life to testify against Byrne's killers.

Immigrants without legal status also can help stop crimes. An unauthorized immigrant acting as a convenience store nightwatchman stopped a burglary in Texas.¹²⁵ Another in New Mexico chased down a child abductor, returning a 6-year-old girl to her parents.¹²⁶ It is not even uncommon. About 100,000 immigrants have obtained legal status through their cooperation with law enforcement over the last decade,¹²⁷ and local agencies have more than 315,000 requests pending for unauthorized immigrants to receive legal status based on their cooperation with them right now.¹²⁸

Immigrants also lower crime indirectly. One important mechanism is economically revitalizing neighborhoods. Based on data from the Census Bureau's Current Population Survey, immigrants increase state and local tax revenues by over \$250 billion per year—52 percent higher than the benefits that they receive and a net fiscal contribution of tens of

billions annually.¹²⁹ Tax revenue from new arrivals allows cities to expand police forces, clean up streets, and make other improvements that lower crime.

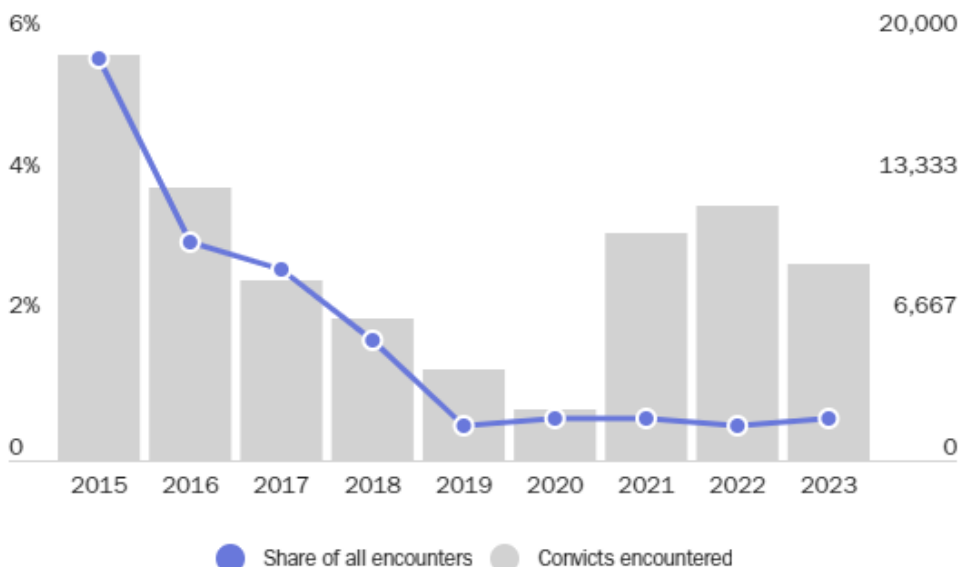
Research published in the *Journal of Criminal Justice* has shown that just filling abandoned buildings makes residents less likely to commit crimes,¹³⁰ and immigration is associated with fewer vacancies.¹³¹ Research by economist Jacob Vigdor has shown that immigrants seek out areas where real estate prices are low or falling, which prevents community decline.¹³² Over the last two decades, refugees and asylum seekers went into the lower-cost and higher-crime West Side of Buffalo, for example. They took over vacant lots and businesses, and crime fell there by 70 percent.¹³³ This pattern has been observed in New York, Chicago, Los Angeles, and other cities.¹³⁴

Immigrants also bring more businesses to these areas as both consumers and entrepreneurs. Immigrants are 80 percent more likely to start businesses than the U.S.-born population,¹³⁵ and they make up a disproportionate 28 percent of brick-and-mortar “main street” businesses nationwide.¹³⁶ In many major metropolitan areas, immigrants account for about half of all main street businesses. Immigrants own astounding shares of small businesses in New York City: 90 percent of dry cleaning and laundry services, 84 of grocery stores, 75 percent of child daycares, and 69 percent of restaurants.¹³⁷

Legal pathways, including asylum, would allow Border Patrol to focus on true threats to Americans, but these threats should not be exaggerated. In FY 2023, as of June, 9,244 convicts were encountered.¹³⁸ Of the convictions listed, the most common were convictions for illegal entry and reentry with 5,332. As a percentage of total encounters, convicts have declined by 89 percent from nearly 6 percent of encounters in FY 2015 to 0.6 percent in FY 2023.

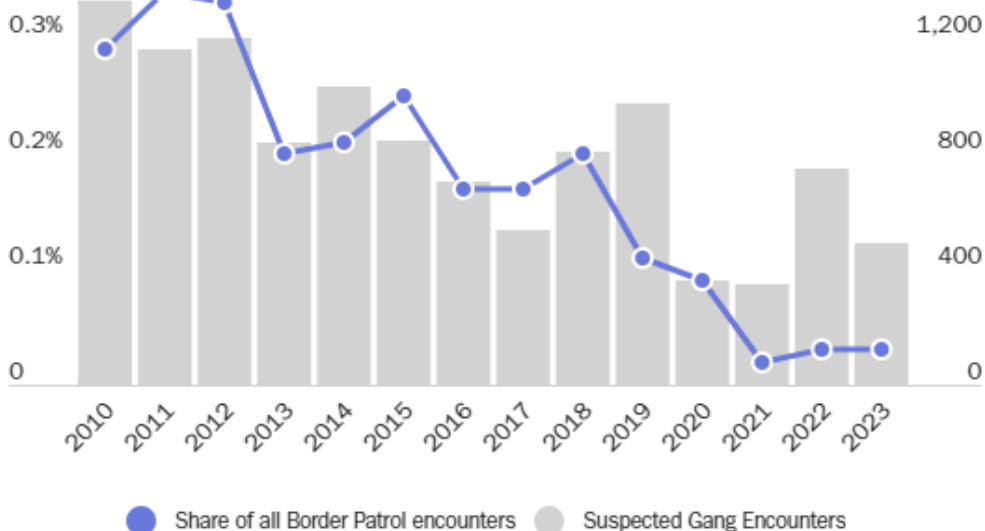
Encounters with suspected gang members have seen a similar decline. The 493 suspected gang members encountered in FY 2023 represented 0.03 percent of encounters, which was 90 percent below its 2011 peak of 0.34 percent of encounters. In absolute terms, the number of gang encounters fell from 1,203 in 2012 to 751 in 2022.¹³⁹ In 2023, there was one suspected gang encounter for every 3,097 non-gang encounters.

Convicted criminals encountered by Border Patrol, share and total
FY 2015–2023 (June)



Sources: Customs and Border Protection, "Criminal Alien Statistics FY2017,."; CBP, "CBP Enforcement Statistics Fiscal Year 2023," 2023. (2023 as of June 30)

Border Patrol encounters with suspected gang members
FY 2010–2023 (June)



Sources: Customs and Border Protection, "Criminal Alien Statistics FY2017,."; CBP, "CBP Enforcement Statistics Fiscal Year 2023," 2023. (2023 as of June 30)

CBP has reported a dramatic increase in encounters whose information appears on the Terrorism Screening Dataset.¹⁴⁰ There were 98 such encounters in 2022. According to nonpublic data obtained by the media, 93 percent of the terrorist database hits were for Colombians.¹⁴¹ The evidentiary bar for inclusion in this dataset is so low that it is impossible to conclude much from this statistic. CBP even says that the data include people

supposedly associated with terrorist groups or activities.¹⁴² As importantly, matches can occur based on biographic information like a person's name and date of birth, leading to numerous false positives. One false positive was reported in the media just this month.¹⁴³

Unlike Border Patrol, CBP ports of entry officers encounter thousands of people on the terrorist watch list every year.¹⁴⁴ It is telling that none of these encounters have produced any convictions for a plot to attack the United States.¹⁴⁵ In fact, over the last four decades, not a single American has died or been injured in a terrorist attack carried out by a person who entered the country illegally, and no one who crossed the southwest border has carried out a terrorist attack in the United States.¹⁴⁶ The threat of terrorism is not a reason to eliminate asylum, and the entities that need more resources to deal with terror suspects are ports of entry, not Border Patrol stations.

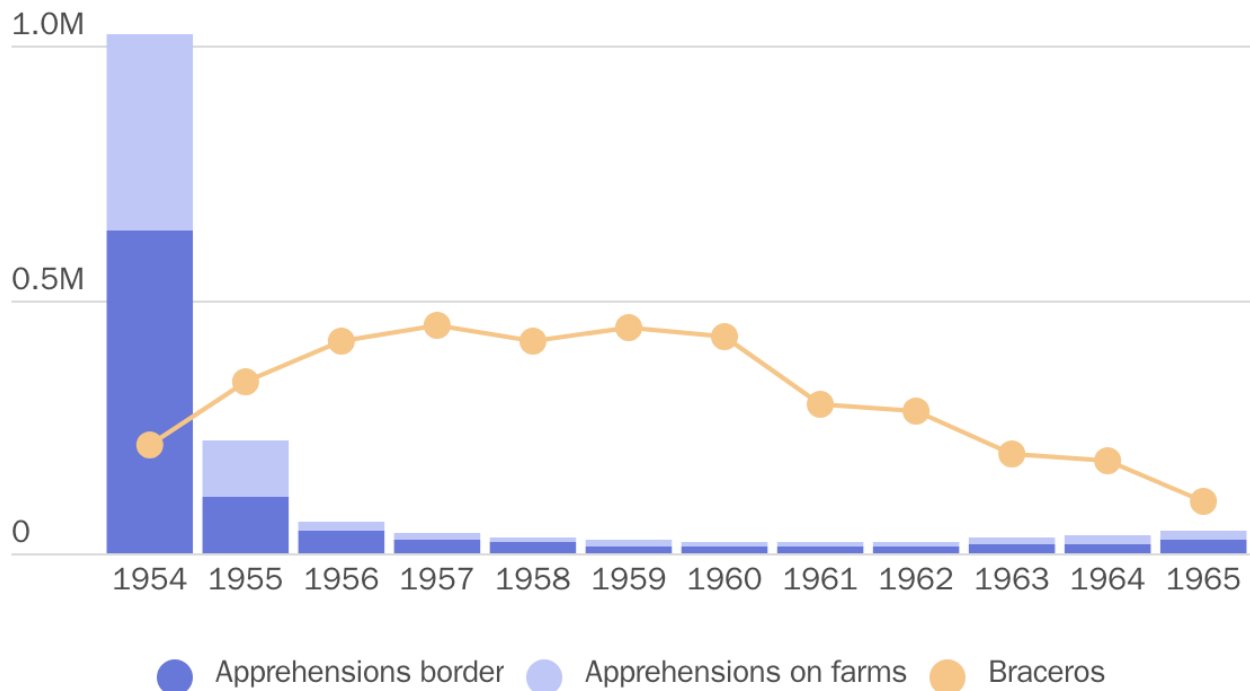
Immigrants have just as much of a stake in safe communities as Americans. When immigrants do commit crimes, their victims are usually other immigrants.¹⁴⁷ If we want to root out the bad apples, we should want to create policies that make it easier for immigrants to cooperate with law enforcement. That means providing a path to citizenship for law-abiding immigrants and assuring that future immigrants have a lawful way to enter and reside in this country.

Illegal immigration is a policy choice.

Creating legal pathways for immigrants to live and work in the United States can restore Border Patrol's mission to one of national security, not managing peaceful migration. Legal pathways can dramatically reduce illegal immigration and related problems. Here are six examples:

1. The Bracero guest worker program from 1954 to 1965 was expanded to direct Mexican farm workers to enter the United States legally. The program reduced border apprehensions by more than the number of Braceros admitted legally because workers were willing to wait to come legally.¹⁴⁸

Braceros first replaced many arrests, and even after braceros were cut, arrests remained low

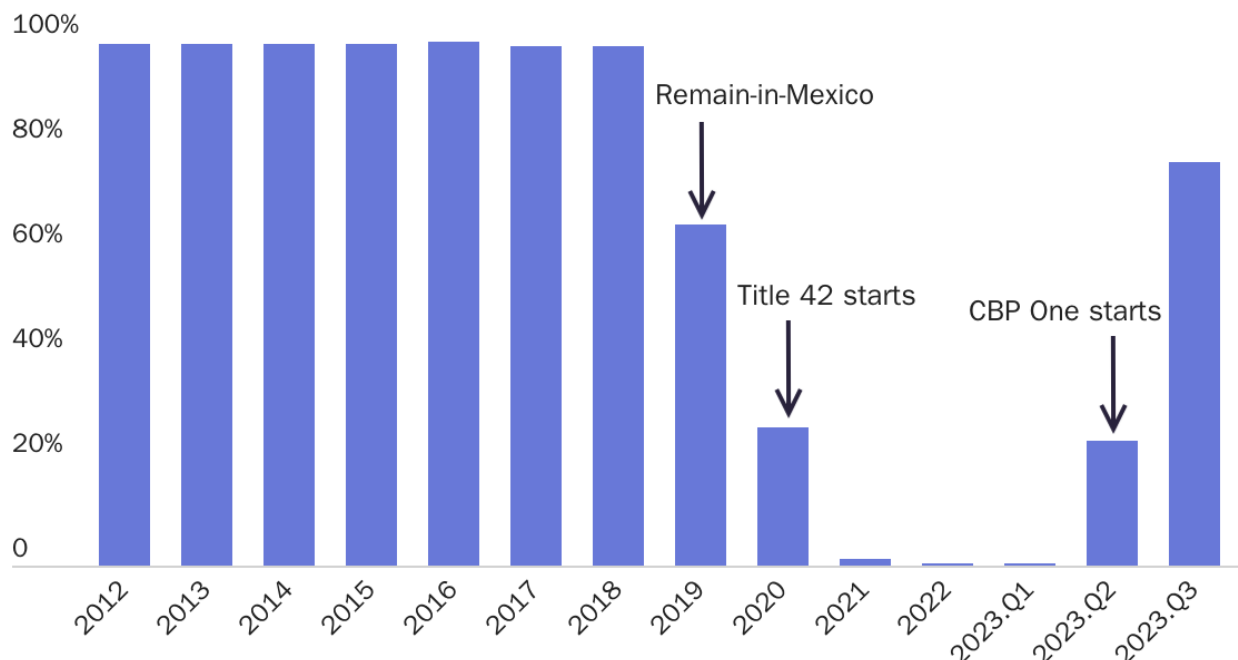


Sources: U.S. Department of State, "Annual Reports of the Visa Office," 1966–1996; U.S. Department of State, "Nonimmigrant Visa Statistics," 2022; and Congressional Research Service, *Temporary Worker Programs: Background and Issues* (Washington: Government Printing Office, 1980).

Note: "Apprehensions on farms" include all apprehensions of immigrants already working in the United States.

2. Wet Foot, Dry Foot, as applied at U.S.-Mexico land ports of entry from 1995 to 2017, allowed tens of thousands of Cubans to enter the country legally with a status known as humanitarian parole, and the U.S.-Mexico border had almost no issue with Cubans crossing the border illegally. Remain-in-Mexico and Title 42 ended this policy, creating a massive Cuban illegal immigration problem.¹⁴⁹ However, after implementing the CBP One scheduling app (discussed further below) in January 2021, the situation reversed itself. In June 2023, 87 percent of Cubans at the southwest border entered legally. When combined with the parole sponsorship program (discussed further below), over 90 percent of Cubans entered legally in June 2023.

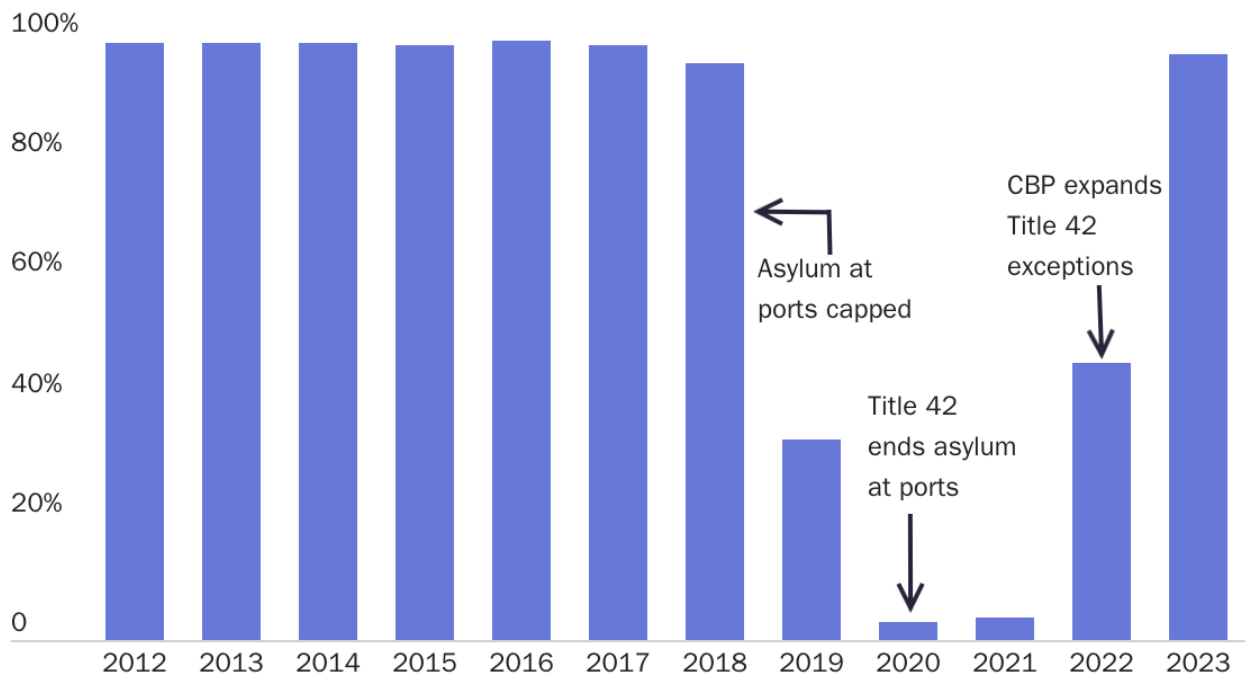
Legal Share of Undocumented Cubans Processed at the U.S.-Mexico Border



Source: Customs and Border Protection, "Nationwide Encounters", 2023; CBP, "Southwest Border Inadmissibles by Field Office," 2017-2019; CBP, FOIA, 2019.

- Following the Earthquake in 2010, the United States stopped deporting Haitians, and U.S.-Mexico land ports of entry stopped detaining Haitians requesting asylum. Instead, it let them enter legally into the United States. As a result, from 2010 to 2016, nearly all Haitians entered the country legally. In late-2016, CBP reversed the non-detention and non-removal policy, and in 2018, it covertly capped asylum requests at ports of entry, causing more to cross illegally. Title 42 ended all asylum at ports of entry, and nearly all Haitians entered illegally, culminating in the disaster in Del Rio when Haitians were trapped in a detention camp without food for weeks.¹⁵⁰ In early 2022, CBP began processing Title 42 exception requests at ports of entry, and Haitians resumed entering the country legally as they had before. In 2023, 98 percent of those Haitians processed at the U.S.-Mexico border entered legally.

Legal Share of Undocumented Haitians Processed at the U.S.-Mexico Border

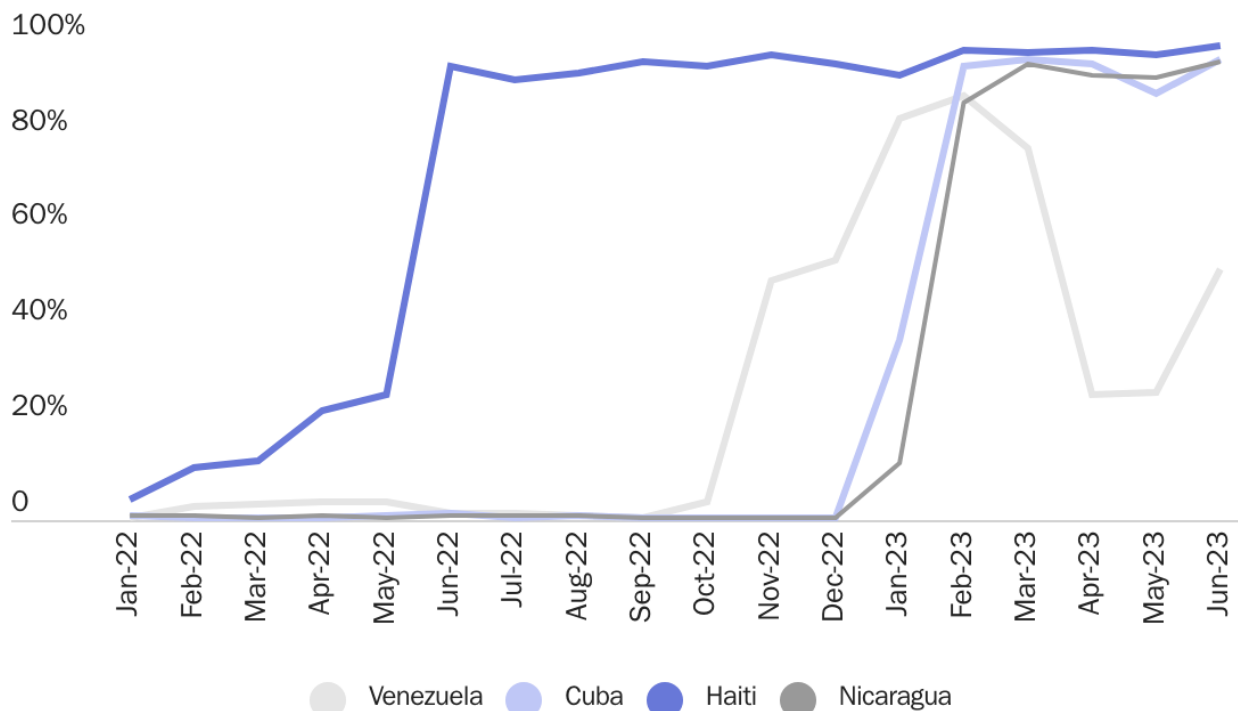


Source: Customs and Border Protection, "Nationwide Encounters", 2022; CBP, "Southwest Border Inadmissibles by Field Office," 2017-2019.

4. Following the Russian invasion of Ukraine, Ukrainians began to show up at the U.S.-Mexico border by the tens of thousands. CBP granted them exceptions to the Title 42 policy and let them into the country legally. In May, it improved on this policy by creating the Uniting for Ukraine parole program, which has already allowed over 117,000 Ukrainians to fly directly to the United States if they lined up a U.S. financial sponsor.¹⁵¹ This policy reduced the flow of Ukrainians to the U.S.-Mexico border by over 90 percent.
5. The administration recently created new parole programs modeled on the Uniting for Ukraine program for Venezuelans in October 2022 and Nicaraguans, Cubans, and Haitians in January 2022. These programs have also diverted many immigrants away from illegal immigration. Reuters reported in mid-January that Cubans "previously flocking to Nicaragua to head overland had largely changed strategies, many opting instead to try their luck with the parole program."¹⁵² Simultaneously, it implemented the CBP One app, allowing people to schedule appointments at southwest ports of entry to enter legally.¹⁵³ The combination of these different programs has led to huge increases in the percentage of people entering legally from the four countries.

Legal share of CBP encounters, citizens of nations with parole programs

January 2022-June 2023



Sources: Customs and Border Protection, "Nationwide Encounters," 2023

6. In January 2023, CBP also rolled out its CBP One phone app that allows people to schedule appointments at ports of entry. CBP has capped the number of Title 42 exceptions, but it has helped reduce the number of illegal crossings because people are willing to wait for an appointment rather than cross illegally.¹⁵⁴ CBP should open more asylum appointments at ports of entry to reduce violations of the law. Since CBP One was implemented, the share of southwest CBP encounters at legal crossing points has increased from 11 percent to 31 percent—matching the highs before President Trump came into office. Obviously, there is still much more to do, and the administration could help build on this progress by removing the cap on appointments.

Share of southwest CBP encounters at ports of entry

October 2014-June 2023

40%

30%

20%

10%

0

Dec-14
Mar-15
Jun-15
Sep-15
Dec-15
Mar-16
Jun-16
Sep-16
Dec-16
Mar-17
Jun-17
Sep-17
Dec-17
Mar-18
Jun-18
Sep-18
Dec-18
Mar-19
Jun-19
Sep-19
Dec-19
Mar-20
Jun-20
Sep-20
Dec-20
Mar-21
Jun-21
Sep-21
Dec-21
Mar-22
Jun-22
Sep-22
Dec-22
Mar-23
Jun-23

Sources: Customs and Border Protection, "Nationwide Encounters," 2023; CBP, FOIA, 2019.

Although these particular recent programs are discretionary, every administration has the mandate to process people seeking asylum under sections 208 and 235 of the Immigration and Nationality Act at or between ports of entry. Section 208 states in the relevant part:

Any alien who is physically present in the United States or who arrives in the United States (whether or not at a designated port of arrival and including an alien who is brought to the United States after having been interdicted in international or United States waters), irrespective of such alien's status, may apply for asylum . . .

Section 235 states in the relevant part:

If an immigration officer determines that an alien . . . who is arriving in the United States . . . is inadmissible . . . and the alien indicates either an intention to apply for asylum under section 208 of this title or a fear of persecution, the officer shall refer the alien for an interview by an asylum officer . . .

The administration is subject to a court order that bans it from preventing someone from seeking asylum at the ports of entry.¹⁵⁵ Thus, the administration must create programs that enable it to meet asylum law requirements. Still, even without these clear mandates, the administration should use every legal tool to create humane and orderly processing for

immigrants to reduce illegal immigration. The parole authority has been used 126 times by nearly every administration since its creation in 1952.¹⁵⁶

Illegal immigration is a choice that policymakers select when they restrict lawful ways to enter the United States. Congress should work with the administration to expand on these successful initiatives to eliminate illegal immigration and help address the needs of communities across this country.

Citations

¹ “Figures at a Glance.” *UNHCR*, <https://www.unhcr.org/figures-at-a-glance.html>.

State Department, “Admissions & Arrivals,” Refugee Processing Center, April 2021, <https://www.wrapsnet.org/admissions-and-arrivals/>.

² David J. Bier, “1.6 Million Family-Sponsored Immigrants Will Die Before They Can Immigrate,” Cato Institute, March 2022, <https://www.cato.org/blog/16-million-family-sponsored-immigrants-will-die-they-can-immigrate>.

³ David J. Bier, “1.4 Million Skilled Immigrants in Employment-Based Green Card Backlogs in 2021,” Cato Institute, March 2022, <https://www.cato.org/blog/14-million-skilled-immigrants-employment-based-green-card-backlogs-2021>.

⁴ “Diversity Visa Program Statistics,” State Department, February 2023, <https://travel.state.gov/content/travel/en/us-visas/immigrate/diversity-visa-program-entry/diversity-visa-program-statistics.html>.

⁵ “U.S. World and Population Clock.” *U.S. Census Bureau*, <https://www.census.gov/popclock/>.

⁶ “Legal Immigration and Adjustment of Status Report Quarterly Data,” U.S. Department of Homeland Security, March 2023, <https://www.dhs.gov/immigration-statistics/special-reports/legal-immigration/year-end>.

⁷ David J. Bier, “The United States Does Not Permit More Immigration Than the Rest of the World Combined,” Cato Institute, July 2022, <https://www.cato.org/blog/us-does-not-permit-more-immigration-rest-world>.

⁸ David J. Bier, “US Foreign-Born Share Ranks Low & Is Falling Among Wealthy Countries,” Cato Institute, July 2022, <https://www.cato.org/blog/us-foreign-born-share-ranks-low-falling-among-wealthy-countries>.

⁹ “Refugee Data Finder.” *UNHCR*, <https://www.unhcr.org/refugee-statistics/download/?url=c11N2c>.

¹⁰ “Border Patrol Strategic Plan 1994 and Beyond,” Immigration and Naturalization Service, February 2023, <https://www.documentcloud.org/documents/355856-border-patrol-strategic-plan-1994-and-beyond>

¹¹ “INS’ Southwest Border Strategy: Resource and Impact Issues Remain After Seven Years,” GAO, August 2001, <https://www.gao.gov/assets/gao-01-842.pdf>

¹² Salvador Rivera, “Taller border wall has led to more migrant deaths and injuries, Mexican diplomat says,” Border Report, January 2023, <https://www.borderreport.com/immigration/the-border-wall/taller-border-wall-has-led-to-more-migrant-deaths-and-injuries-mexican-diplomat-says/>

¹³ Liepert AE, Berndtson AE, Hill LL, et al. Association of 30-ft US-Mexico Border Wall in San Diego With Increased Migrant Deaths, Trauma Center Admissions, and Injury Severity. *JAMA Surg.* 2022;157(7):633–635. doi:10.1001/jamasurg.2022.1885

¹⁴ “Opinion: Border walls lead to injuries and death. It’s a sinister way to enforce immigration laws,” San Diego Union Tribune, April 2022, <https://www.sandiegouniontribune.com/opinion/commentary/story/2022-04-29/border-wall-death-immigration-laws>.

¹⁵ Nick Miroff, “Pregnant Woman Dies after Falling from Border Wall,” Washington Post, March 2020, https://www.washingtonpost.com/immigration/pregnant-woman-dies-border-wall/2020/03/12/8519752a-647b-11ea-912d-d98032ec8e25_story.html

¹⁶ RICHARD MONTENEGRO BROWN AND JULIO MORALES, “Border Wall Falls Claim Two Lives in Imperial County Two Days Apart,” *Calexico Chronicle*, September 2021, <https://calexicochronicle.com/2021/09/10/border-wall-falls-claim-two-lives-in-imperial-county-two-days-apart/>.

¹⁷ Jennifer Lothspeich, “2 migrant teens severely injured after fall off border wall near Yuma

,” CBS8, December 2018, <https://www.cbs8.com/amp/article/news/2-migrant-teens-severely-injured-after-fall-off-border-wall-near-yuma/509-433071a-7790-4d2c-bf23-75b07d442619>

¹⁸ “Border Militarization,” Southern Border, July 2023, https://www.southernborder.org/border_lens_border_militarization#target.

¹⁹ CAMILO MONTOYA-GALVEZ, “At least 853 migrants died crossing the U.S.-Mexico border in past 12 months — a record high,” CBS, October 2022, <https://www.cbsnews.com/news/migrant-deaths-crossing-us-mexico-border-2022-record-high/>

Jeanna Vazquez and Scott LaFee, “Study: Unprecedented Increase in Number of Border Wall Falls and Trauma,” UC San Diego Health, April 2022, <https://health.ucsd.edu/news/releases/pages/2022-04-29-study-unprecedented-increase-in-number-of-border-wall-falls-and-trauma.aspx#:~:text=At%20UC%20San%20Diego%20Health%2C%20there%20were%2067%20cases%20of,2019%20to%2016%20since%20then.>

²⁰ Joel Rose and Marisa Peñaloza, “Migrant deaths at the U.S.-Mexico border hit a record high, in part due to drownings,” NPR, September 2022, <https://www.npr.org/2022/09/29/1125638107/migrant-deaths-us-mexico-border-record-drownings#:~:text=More%20than%20560%20migrants%20died,border%20are%20largely%20to%20blame.>

²¹ Adam Klepp, “SPECIAL REPORT: Tracking every migrant death in Yuma County,” KYMA, October 2022, <https://kyma.com/news/2022/10/26/special-report-tracking-every-migrant-death-in-yuma-county/>

²² “Search and Rescue Efforts,” CBP, <https://www.cbp.gov/newsroom/stats/cbp-enforcement-statistics-fy22>.

²³ “U.S. Border Patrol Southwest Border Sectors Deaths by Fiscal Year,” CBP, March 2019, <https://www.cbp.gov/sites/default/files/assets/documents/2019-Mar/bp-southwest-border-sector-deaths-fy1998-fy2018.pdf>

“Illegal Immigration,” GAO, August 2006, <https://www.gao.gov/new.items/d06770.pdf>

“Border Rescues and Mortality Data,” CBP, February 2022, [https://www.cbp.gov/newsroom/stats/border-rescues-and-mortality-data#:~:text=In%20FY%202021%2C%20CBP%20components,in%20Custody%20\(Not%20Reportable\).](https://www.cbp.gov/newsroom/stats/border-rescues-and-mortality-data#:~:text=In%20FY%202021%2C%20CBP%20components,in%20Custody%20(Not%20Reportable).)

²⁴ “Southwest Border:CBP Should Improve Data Collection, Reporting, and Evaluation for the Missing Migrant Program,” GAO, April 2022, <https://www.gao.gov/products/gao-22-105053> “Border Rescues and Mortality Data,” CBP, February 2022, <https://www.cbp.gov/newsroom/stats/border-rescues-and-mortality-data> “U.S. Border Patrol Southwest Border Sectors Deaths by Fiscal Year,” CBP, March 2019, <https://www.cbp.gov/sites/default/files/assets/documents/2019-Mar/bp-southwest-border-sector-deaths-fy1998-fy2018.pdf> “Illegal Immigration,” GAO, August 2006, <https://www.gao.gov/new.items/d06770.pdf>

²⁵ “IOM and Mexico’s National Human Rights Commission Sign Cooperation Agreement to Fight Human Trafficking and the Kidnapping of Migrants in Mexico,” IOM, September 2010, <https://www.iom.int/news/iom-and-mexicos-national-human-rights-commission-sign-cooperation-agreement-fight-human-trafficking-and-kidnapping-migrants-mexico>

²⁶ “Mexico: Invisible victims. Migrants on the move in Mexico,” Amnesty International, April 2010, <https://www.amnesty.org/en/documents/amr41/014/2010/en/>

²⁷ “Border Patrol Strategic Plan 1994 and Beyond,” Borderdom Productions, February 2023, <https://www.documentcloud.org/documents/355856-border-patrol-strategic-plan-1994-and-beyond>

²⁸ Alicia Caldwell, “Yuma, Ariz., Declares State of Emergency Over Migrant Crisis,” Wall Street Journal, April 2019, <https://www.wsj.com/articles/yuma-ariz-declares-state-of-emergency-over-migrant-crisis-11555534393>

²⁹ Alan Gomez, “Local governments spend millions caring for migrants dumped by Trump’s Border Patrol,” USA Today, September 2019, <https://www.usatoday.com/in-depth/news/nation/2019/09/23/border-crisis-trump-administration-real-cost-tax-money/1739727001/>

³⁰ Cora Currier, “HOW A CALIFORNIA COMMUNITY HELPED HUNDREDS OF MIGRANTS THE BORDER PATROL DROPPED AT A GREYHOUND STATION,” The Intercept, June 2019, <https://theintercept.com/2019/06/01/border-patrol-migrants-greyhound-bus-station/>

³¹ “Migrants inundating San Antonio bus station,” Express News, March 2019, <https://www.expressnews.com/news/local/article/Migrants-inundating-San-Antonio-bus-station-13727999.php>

³² ““At Least Let Them Work”, The Denial of Work Authorization and Assistance for Asylum Seekers in the United States,” Human Rights Watch, November 2013, <https://www.hrw.org/report/2013/11/12/least-let-them-work/denial-work-authorization-and-assistance-asylum-seekers-united>

³³ “Historical National Median Processing Time (in Months) for All USCIS Offices for Select Forms By Fiscal Year

Fiscal Year 2018 to 2023 (up to January 31, 2023),” USCIS, February 2023, <https://egov.uscis.gov/processing-times/historic-pt>

³⁴ Berndatte Hogan, “Eric Adams wants to put thousands of migrants to work in New York,” New York Post, September 2022, <https://nypost.com/2022/09/13/eric-adams-wants-to-put-southern-border-migrants-to-work-in-ny/>

³⁵ Francesco Fasani, Tommaso Frattini, and Luigi Minale, “Lift the Ban? Initial Employment Restrictions and Refugee Labor Market Outcomes,” Cato Institute, November 2020, <https://www.cato.org/publications/research-briefs-economic-policy/lift-ban-initial-employment-restrictions-refugee-labor>

³⁶ “TITLE 42: “HUMAN RIGHTS STAIN, PUBLIC HEALTH FARCE”,” Human Rights First, December 2022, <https://humanrightsfirst.org/library/title-42-human-rights-stain-public-health-farce/>.

³⁷ Rafael Carranza, “Human smuggling attempt leads border agents on chase, ends in crash and barricade in Yuma,” AZCentral, November 2019, <https://www.azcentral.com/story/news/politics/border-issues/2019/11/22/smuggling-attempt-ends-chase-barricade/4271538002/>

³⁸ Cindy Ramirez, “‘Severity of crime’ must be considered in Border Patrol pursuits,” El Paso Matters, January 2023, <https://elpasomatters.org/2023/01/24/border-patrol-vehicle-pursuit-policy-goes-into-effect-in-may/>

³⁹ “Fact Sheet: The Deadly Trend of Border Patrol Vehicle Pursuits,” ACLU Texas, February 2023, <https://www.aclutx.org/en/fact-sheet-deadly-trend-border-patrol-vehicle-pursuits>.

⁴⁰ Kavitha Surana, Brittney Mejia, James Queally and Agnes Chang, “Trapped in a Deadly Chase,” ProPublica, April 2019, <https://features.propublica.org/border-crashes/death-injuries-in-high-speed-border-patrol-chases/>

⁴¹ Christina Aguayo, “Border Patrol: Cartels cash in on billion-dollar human smuggling business,” Border Report, October 2021, <https://www.borderreport.com/immigration/border-crime/border-patrol-cartels-cash-in-on-billion-dollar-human-smuggling-business/>

⁴² Bethany Blankley, “Southern border apprehensions and gotaways total over 135,000 in June,” *The Center Square*, July 2023, https://www.thecentersquare.com/national/article_4a0afad6-2047-11ee-96c6-8b863db81ee6.html.

Bethany Blankley, “Nearly 285,000 foreign nationals apprehended, evaded capture at border in April,” *The Center Square*, May 2023, https://www.thecentersquare.com/national/article_990a47e6-f599-11ed-ae0d-e31e54aafcce.html.

⁴³ “Explanation of the Decision to Terminate the Migrant Protection Protocols,” DHS, October 2021, https://www.dhs.gov/sites/default/files/2022-01/21_1029_mpp-termination-justification-memo-508.pdf

⁴⁴ Sean Leong, “Immigration Enforcement Actions: 2021,” DHS, November 2022, https://www.dhs.gov/sites/default/files/2022-12/2022_1114_plcy_enforcement_actions_fy2021.pdf

⁴⁵ “Nationwide Encounters,” *U.S. Customs and Border Protection*, July 2023, <https://www.cbp.gov/newsroom/stats/nationwide-encounters>.

⁴⁶ “Migration Protection Protocols,” *U.S. Department of Homeland Security*, January 2019, <https://www.dhs.gov/news/2019/01/24/migrant-protection-protocols#:~:text=Unaccompanied%20alien%20children%20and%20aliens,case%2Dby%2Dcase%20basis>.

⁴⁷ David J. Bier, “DHS Expels Families to Mexico & Kids Come Back Alone: La Separación,” *Cato Institute*, March 2021, <https://www.cato.org/blog/dhs-expels-families-mexico-kids-come-back-alone-la-separacion>.

⁴⁸ Altekruse SF, Cosgrove CM, Altekruse WC, Jenkins RA, Blanco C. Socioeconomic risk factors for fatal opioid overdoses in the United States: Findings from the Mortality Disparities in American Communities Study (MDAC). *PLoS One*. 2020 Jan 17;15(1):e0227966. doi: 10.1371/journal.pone.0227966. PMID: 31951640; PMCID: PMC6968850.

⁴⁹ Ben Feldmeyer, Diana Sun, Casey T. Harris, Francis T. Cullen, “More immigrants, less death: An analysis of immigration effects on county-level drug overdose deaths, 2000–2015,” *Criminology*, September 2022, <https://onlinelibrary.wiley.com/doi/pdf/10.1111/1745-9125.12318>.

⁵⁰ David J. Bier, “Fentanyl Is Smuggled for U.S. Citizens By U.S. Citizens, Not Asylum Seekers,” Cato Institute, September 2022, <https://www.cato.org/blog/fentanyl-smuggled-us-citizens-us-citizens-not-asylum-seekers>.

⁵¹ CBP, “Drug Seizure Statistics FY2023,” February 2023, <https://www.cbp.gov/newsroom/stats/drug-seizure-statistics>.

⁵² Department of Homeland Security, “Department of Homeland Security Border Security Metrics Report: 2021,” April 2022, https://www.dhs.gov/sites/default/files/2022-06/2022_0427_plcy_border_security_metrics_report_FY2021_%282020_data%29.pdf.

⁵³ Department of Homeland Security, “Department of Homeland Security Border Security Metrics Report: 2021,” April 2022, https://www.dhs.gov/sites/default/files/2022-06/2022_0427_plcy_border_security_metrics_report_FY2021_%282020_data%29.pdf

⁵⁴ Customs and Border Protection, "CBP Enforcement Statistics Fiscal Year 2023," February 10, 2023; CBP, "Drug Seizure Statistics FY2023," February 8, 2023; CBP, "Border Patrol Seizes \$4 Million in Narcotics in One Day," January 27, 2023; CBP, "Border Patrol Agents Seize Over \$500,000 Worth of Fentanyl," October 19, 2022; CBP, "Del Rio Sector Agents Seize over \$100,000 in Mixed Narcotics," October 24, 2022; Chief Agent Gloria I. Chavez, Twitter, November 15, 2022; John Modlin, U.S. Border Patrol Chief TCA, Twitter, November 21, 2022.

⁵⁵ CBP, "Drug Seizure Statistics FY2023," February 2023, <https://www.cbp.gov/newsroom/stats/drug-seizure-statistics>.

⁵⁶ DEA, "2020 National Drug Threat Assessment," March 2021, https://www.dea.gov/sites/default/files/2021-02/DIR-008-21%202020%20National%20Drug%20Threat%20Assessment_WEB.pdf.

⁵⁷ Foreign Relations Committee, "COUNTERING ILLICIT FENTANYL TRAFFICKING," February 2023, <https://www.foreign.senate.gov/hearings/countering-illicit-fentanyl-trafficking>

⁵⁸ Senate Homeland Security and Governmental Affairs Committee, Subcommittee on Government Operations and Border Management, "Federal Government Perspective: Improving Security, Trade, and Travel Flows at the Southwest Border Ports of Entry," November 17, 2021, <https://www.hsgac.senate.gov/hearings/federal-government-perspective-improving-security-tradeand-travel-flows-at-the-southwest-border-ports-of-entry>

⁵⁹ Salvador Rivera, "Murders pile up as cartels battle for control of Tijuana's drug-trafficking corridor," Border report, August 2022, <https://www.borderreport.com/immigration/border-crime/murders-pile-up-as-cartels-battle-for-control-of-tijuana-s-drug-trafficking-corridor/>

⁶⁰ <https://www.govinfo.gov/content/pkg/CRPT-116srpt267/pdf/CRPT-116srpt267.pdf>.

"The White House will work to add 123 new large-scale scanners at border crossings by September 2026. This would increase the number of scanned personal vehicles from just 2 percent to 40 percent, while expanding the number of cargo vehicles from 17 percent to 70 percent, CBP said."

https://www.tucsonsentinel.com/local/report/070323_border_scanners/in-nogales-white-house-official-touts-vehicle-scanners-combat-fentanyl-smuggling/

⁶¹ Angelina Hicks and Alex Riggins, "Border Patrol seizes \$3.7M-worth of fentanyl hidden in truck near Campo," San Diego Tribune, 2022, <https://www.sandiegouniontribune.com/news/public-safety/story/2022-07-19/border-patrol-seize-3-7-million-pounds-of-fentanyl>

⁶² "Marijuana smuggling into the United States has occurred at consistently high levels over the past 10 years, primarily across the US-Mexico border" <https://www.dea.gov/sites/default/files/2018-07/DIR-017-13%20NDTA%20Summary%20final.pdf>

⁶³ U.S. Drug Enforcement Administration (DEA), "2013 National Drug Threat Assessment Summary," 2013, p. 12, <https://www.dea.gov/sites/default/files/2018-07/DIR-017-13%20NDTA%20Summary%20final.pdf>.

⁶⁴ Mars, S. G., Ondocsin, J., & Ciccarone, D, "Sold as Heroin: Perceptions and Use of an Evolving Drug in Baltimore, MD," *Journal of Psychoactive Drugs*, vol. 50, no. 2, p. 167-176, December 2017, <https://www.ncbi.nlm.nih.gov/pmc/articles/PMC6114137/>.

⁶⁵ Roberts A, Korona-Bailey J, Mukhopadhyay S. *Notes from the Field: Nitazene-Related Deaths — Tennessee, 2019–2021*. MMWR Morb Mortal Wkly Rep 2022;71:1196–1197. DOI: <http://dx.doi.org/10.15585/mmwr.mm7137a5>.

⁶⁶ Jeffrey A. Singer, "Overdose Prevention Centers: A Successful Strategy for Preventing Death and Disease," Cato Institute, February 2023, https://www.cato.org/briefing-paper/overdose-prevention-centers-successful-strategy-preventing-death-disease?au_hash=4jaxI1ucCsjQ6JrB3YilVA9nAl4Whs3s425IPUjvKIM.

⁶⁷ Jeffrey A. Singer, "Fentanyl Test Strips Save Lives, Yet Most States Ban Them As "Drug Paraphernalia"," Cato Institute, January 2023, <https://www.cato.org/blog/fentanyl-test-strips-save-lives-yet-most-states-ban-them-drug-paraphernalia>.

⁶⁸ Jeffrey A. Singer, "New Evidence That Take-Home Methadone Is Safe and Effective," Cato Institute, July 2022, <https://www.cato.org/blog/new-evidence-take-home-methadone-safe-effective>.

Jeffrey A. Singer, "Harm Reduction: Shifting from a War on Drugs to a War on Drug-Related Deaths," Cato Institute, December 2018, <https://www.cato.org/policy-analysis/harm-reduction-shifting-war-drugs-war-drug-related-deaths>.

⁶⁹ Methadone is prescribed on a take home basis by primary care providers since the 1960s in the United Kingdom, Australia, and Canada.

There are 147 overdose prevention centers in 91 locations in 16 countries, including Canada, Mexico, and Australia. In Switzerland, heroin can be prescribed to treat addiction.

Portugal decriminalized drugs:

Rebecca A. Clay, "How Portugal is solving its opioid problem," APA, October 2018, <https://www.apa.org/monitor/2018/10/portugal-opioid>

⁷⁰ Christina Aguayo, "Border Patrol: Cartels cash in on billion-dollar human smuggling business," Border Report, October 2021, <https://www.borderreport.com/immigration/border-crime/border-patrol-cartels-cash-in-on-billion-dollar-human-smuggling-business/>

⁷¹ Salvador Rivera, "2 migrants stoned to death by smugglers along border wall in Tijuana," Fox 5 San Diego, February 2023, <https://fox5sandiego.com/news/border-report/2-migrants-stoned-to-death-by-smugglers-along-border-wall-in-tijuana/amp/>

⁷² Miriam Jordan, "Smuggling Migrants at the Border Now a Million Dollar Business," New York Times, July 2022, <https://www.nytimes.com/2022/07/25/us/migrant-smuggling-evolution.html>

⁷³ David J. Bier, "Immigrating to the U.S. Is The Main Way To Escape Poverty in Dozens of Countries," Cato Institute, February 2023, <https://www.cato.org/blog/immigrating-us-main-way-escape-poverty-dozens-countries>.

⁷⁴ Michael A. Clemens, Claudio E. Montenegro, Lant Pritchett, "The Place Premium: Bounding the Price Equivalent of Migration Barriers," *The Review of Economics and Statistics*, vol. 101, no. 2, p. 201-213, 2019, <https://direct.mit.edu/rest/article-abstract/101/2/201/58518/The-Place-Premium-Bounding-the-Price-Equivalent-of?redirectedFrom=fulltext>.

⁷⁵ U.S. Bureau of Labor Statistics, "FOREIGN-BORN WORKERS: LABOR FORCE CHARACTERISTICS," 2022, <https://www.bls.gov/news.release/pdf/forbrn.pdf>.

⁷⁶ U.S. Bureau of Labor Statistics, Job Openings: Total Nonfarm [JTSJOL], retrieved from FRED, Federal Reserve Bank of St. Louis; <https://fred.stlouisfed.org/series/JTSJOL>, July 18, 2023.

⁷⁷ U.S. Bureau of Labor Statistics, Unemployment Level [UNEMPLOY], retrieved from FRED, Federal Reserve Bank of St. Louis; <https://fred.stlouisfed.org/series/UNEMPLOY>, July 18, 2023.

⁷⁸ World Bank Data, "GDP per capita (current US\$) - United States," July 2023, <https://data.worldbank.org/indicator/NY.GDP.PCAP.CD?locations=US>.

⁷⁹ Current Population Survey, Basic Monthly, January 2021, June 2023.

⁸⁰ U.S. Census Bureau, "National Population by Characteristics: 2020-2022," 2022, <https://www.census.gov/data/tables/time-series/demo/popest/2020s-national-detail.html>.

⁸¹ Madeline Zavodny, "Why the United States Still Needs Foreign-Born Workers," National Foundation for American Policy, July 2023, <https://nfap.com/research/new-nfap-policy-brief-why-the-united-states-still-needs-foreign-born-workers/>.

⁸² U.S. Census Bureau, "America is Getting Older," June 2023, <https://www.census.gov/newsroom/press-releases/2023/population-estimates-characteristics.html#:~:text=JUNE%2022%2C%202023%20%E2%80%94%20The%20nation's,of%20the%20population%20is%20younger.>

⁸³ U.S. Bureau of Labor Statistics, "Employment Projections," July 2023, <https://www.bls.gov/emp/tables/emp-by-detailed-occupation.htm>.

⁸⁴ Federal Reserve Economic Data (FRED), "All Employees, Skilled Nursing Care Facilities," June 2023, <https://fred.stlouisfed.org/series/CES6562310001>.

⁸⁵ Jennifer Hoff, "Nursing Homes Keep Losing Jobs, Leading to Closures," KARE 11, March 2023, <https://www.kare11.com/article/news/local/nursing-homes-losing-jobs-most-in-30-years-leading-to-closures/89-1f7fe7f3-5b7f-4ac7-b879-4fa420c3e440>.

⁸⁶ Chantel Barnes, "Workforce Crisis Plagues Texas Nursing Homes," KXAN, November 2022, <https://www.kxan.com/news/texas/workforce-crisis-plagues-texas-nursing-homes/>.

⁸⁷ Tony Leys, "Small-Town Nursing Homes Closing Amid Staffing Crunch," KFF Health News, January 2023, <https://www.nbcnews.com/health/aging/nursing-homes-small-towns-closing-staff-shortages-rcna66779>.

⁸⁸ CliftonLarsonAllen (CLA) LLP., "Initial Observations of SNF Trends Data Illustrates COVID-19 Challenges," October 2021, <https://www.claconnect.com/en/resources/articles/2021/initial-observations-of-snf-trends-data-illustrates-covid-19-challenges>.

⁸⁹ David C. Grabowski, Jonathan Gruber, Brian McGarry, "IMMIGRATION, THE LONG-TERM CARE WORKFORCE, AND ELDER OUTCOMES IN THE U.S.," *NBER Working Paper Series*, February 2023, https://www.nber.org/system/files/working_papers/w30960/w30960.pdf.

⁹⁰ National Council of State Boards of Nursing (NCSBN), "National Nursing Workforce Study," April 2023, <https://www.ncsbn.org/research/recent-research/workforce.page>.

-
- ⁹¹ Tom Phillips, "A Nurse's Journey from Treating COVID in Brazil to death in the US Desert," *The Guardian*, October 2021, <https://www.theguardian.com/world/2021/oct/18/brazil-migrant-death-us-border-desert-dream>.
- ⁹² U.S. Department of Commerce, "Spotlight on Women and the Labor Force," 2023, <https://www.commerce.gov/bureaus-and-offices/ousea/spotlight-women-labor-force>.
- ⁹³ Jodi Askins, "New Survey: Staffing Crisis Eliminates At Least 30,000 Child Care Slots; 32,000 Children Sit on Waiting Lists - Low Wages to Blame," *Start Strong PA*, April 2022, https://static1.squarespace.com/static/5c2e545d0dbda3cf1389658c/t/6272dffa8acf020b2ea34c3d/1651695610873/St+aff+Crisis+Survey+RLS_041222.pdf.
- ⁹⁴ Luca Powell & Derek Kravitz, "Disappearing Day Care," *Muckrock*, August 2022, <https://www.muckrock.com/childcare/>.
- ⁹⁵ Delia Furtado & Heinrich Hock, "Female Work and Fertility in the United States: Effects of Low-Skilled Immigrant Labor," September 2010, https://www.ucy.ac.cy/econ/wp-content/uploads/sites/48/2021/06/Hock-Furtado_current_2010.pdf.
- ⁹⁶ Patricia Cortés & José Tessada, "Low-Skilled Immigration and the Labor Supply of Highly Skilled Women," *American Economic Journal*, vol. 3, no. 3, p. 88-123, July 2011, <https://www.aeaweb.org/articles?id=10.1257/app.3.3.88>.
- ⁹⁷ U.S. Bureau of Labor Statistics, "Industries at a Glance," July 2023, <https://www.bls.gov/iag/tgs/iag23.htm>.
U.S. Bureau of Labor Statistics, "Real Earnings – June 2023," June 2023, <https://www.bls.gov/news.release/pdf/realer.pdf>.
- ⁹⁸ Federal Reserve Economic Data (FRED), "Job Openings: Construction," July 2023, <https://fred.stlouisfed.org/series/JTS2300JOL>.
- ⁹⁹ Terry Collins, "Few workers. Slow supplies. Why you'll be waiting a while for that new house to be built," *USA Today*, June 2022, <https://www.usatoday.com/story/money/2022/06/16/new-houses-longer-build-housing-labor-shortages/7572802001/>.
- ¹⁰⁰ Tallahassee Democrat, "Here's How Construction Staff Supply Shortages Are Hitting Consumers," July 2023, <https://www.tallahassee.com/story/money/business/2023/07/19/heres-how-construction-staff-supply-shortage-are-hitting-consumers/70262091007/>.
- ¹⁰¹ OECD Stat, Accessed July 2023, <https://stats.oecd.org/>.
- ¹⁰² Kenton J. Johnson, Hefei Wen, & Karen E. Joynt Maddox, "Lack Of Access To Specialists Associated With Mortality And Preventable Hospitalizations Of Rural Medicare Beneficiaries," *Health Affairs*, December 2019, <https://www.healthaffairs.org/doi/10.1377/hlthaff.2019.00838>.
- ¹⁰³ Jeanne Batalova, "Immigrant Health-Care Workers in the United States," *Migration Policy Institute*, April 2023, <https://www.migrationpolicy.org/article/immigrant-health-care-workers-united-states>.
- ¹⁰⁴ Yang Jie, "TSMC Delays Start of First Arizona Chip Factory, Citing Worker Shortage," *The Wall Street Journal*, July 2023, <https://www.wsj.com/articles/tsmc-delays-start-of-first-arizona-chip-factory-citing-worker-shortage-4a9344e5>.
- ¹⁰⁵ Ondrej Burkacky, Ulrike Kingsbury, Andrea Pedroni, Giulietta Poltronieri, Matt Schrimper, & Brooke Weddle, "How Semiconductor Makers Can Turn a Talent Challenge into a Competitive Advantage," *McKinsey & Company*, September 2022, <https://www.mckinsey.com/industries/semiconductors/our-insights/how-semiconductor-makers-can-turn-a-talent-challenge-into-a-competitive-advantage>.
- ¹⁰⁶ Joshua Goodman, "Driven by Pandemic, Venezuelans Uproot Again to Come to U.S.," *Associated Press*, June 2021, <https://apnews.com/article/venezuela-immigration-business-coronavirus-pandemic-health-72e16118a21cf9ae3d0d4c9204f24643>.
- ¹⁰⁷ Alex Nowrasteh, Sarah Eckhardt, & Michael Howard, "The Fiscal Impact of Immigration in the United States," *Cato Institute*, March 2023, <https://www.cato.org/white-paper/fiscal-impact-immigration-united-states>.
- ¹⁰⁸ Lisa Christensen Gee, et al. "Undocumented Immigrants' State & Local Tax Contributions," Institute on Taxation and Economic Policy, March 2017, <https://itep.org/undocumented-immigrants-state-local-tax-contributions-2017/>.
- ¹⁰⁹ Social Security Trustees, "The 2023 Annual Report of the Board of Trustees of the Federal Old-Age and Survivors Insurance and Federal Disability Insurance Trust Funds," 2023, <https://www.ssa.gov/oact/TR/2023/tr2023.pdf>.
- ¹¹⁰ "With currently scheduled tax rates and benefits, the system needs a worker-to-beneficiary ratio of about 2.8 to function at a pay-as-you-go level (meaning that tax revenue approximately equals benefit payments)." To keep the ratio at the 2.8 workers per beneficiary required to continue as pay as you go, you'd need about 70 million more workers. Gayle L. Reznik, Dave Shoffner, and David A. Weaver, "Coping with the Demographic Challenge: Fewer

Children and Living Longer," Social Security Office of Policy, Social Security Bulletin, Vol. 66, No. 4, 2005/2006, <https://www.ssa.gov/policy/docs/ssb/v66n4/v66n4p37.html#:~:text=With%20currently%20scheduled%20tax%20rates,revenue%20approximately%20equals%20benefit%20payments>).

¹¹¹ Doug Elmendorf, "CBO Releases Two Analyses of the Senate's Immigration Legislation," *Congressional Budget Office*, June 2013, <https://www.cbo.gov/publication/44345>

¹¹² Michelangelo Landgrave and Alex Nowrasteh, "Illegal Immigrant Incarceration Rates, 2010–2018: Demographics and Policy Implications," Cato Institute, April 2020, <https://www.cato.org/publications/policy-analysis/illegal-immigrant-incarceration-rates-2010-2018-demographics-policy>

¹¹³ Lauren Brooke-Eisen, Oliver Roeder and Julia Bowling, "What Caused the Crime Decline?," Brennan Center for Justice, February 2015, <https://www.brennancenter.org/our-work/research-reports/what-caused-crime-decline>

¹¹⁴ Wadsworth, T. (2010), Is Immigration Responsible for the Crime Drop? An Assessment of the Influence of Immigration on Changes in Violent Crime Between 1990 and 2000. *Social Science Quarterly*, 91: 531-553. <https://doi.org/10.1111/j.1540-6237.2010.00706.x>

STOWELL, J.I., MESSNER, S.F., MCGEEVER, K.F. and RAFFALOVICH, L.E. (2009), IMMIGRATION AND THE RECENT VIOLENT CRIME DROP IN THE UNITED STATES: A POOLED, CROSS-SECTIONAL TIME-SERIES ANALYSIS OF METROPOLITAN AREAS. *Criminology*, 47: 889-928. <https://doi.org/10.1111/j.1745-9125.2009.00162.x>

¹¹⁵ "MDAT," Census Bureau, February 2023, <https://data.census.gov/mdat/#/search?ds=ACSPUMS1Y2021&cv=CIT&rv=OCCP&wt=PWGTP>.

¹¹⁶ MacDonald, J.M., Klick, J. and Grunwald, B. (2016), The effect of private police on crime: evidence from a geographic regression discontinuity design. *J. R. Stat. Soc. A*, 179: 831-846. <https://doi.org/10.1111/rssa.12142>

¹¹⁷ Daphne Duret and Weihua Li, "It's Not Just a Police Problem, Americans Are Opting Out of Government Jobs," The Marshall Project, January 2023, <https://www.themarshallproject.org/2023/01/21/police-hiring-government-jobs-decline>.

¹¹⁸ Simone Weichselbaum, "Desperate for Recruits, Police Consider Non-Citizens," The Marshall Project, February 2019, <https://www.themarshallproject.org/2019/02/14/desperate-for-recruits-police-consider-non-citizens>.

¹¹⁹ Zahra Hankir, "Immigrants are reviving Paterson, N.J., from its difficult past," Los Angeles Times, September 2019, <https://www.latimes.com/world-nation/story/2019-09-25/immigrants-are-reviving-south-paterson-n-j-from-its-difficult-past>.

¹²⁰ Tobias Salinger, "Hero grad student describes catching Stanford rapist: 'The guy stood up then we saw she wasn't moving'," New York Daily News, June 2016, <https://www.nydailynews.com/news/crime/hero-grad-student-describes-catching-stanford-rapist-article-1.2664718>.

¹²¹ Stuart Anderson, "The Immigrant Who Died Defending A Crime Victim," Forbes, 2018, <https://www.forbes.com/sites/stuartanderson/2018/11/02/the-immigrant-who-died-defending-a-rape-victim/?sh=3fc89a3c2c0d>.

¹²² "Feidin Santana, Who Recorded Police Shooting Of Walter Scott, Speaks Out," NBC News, April 2015, <https://www.nbcnews.com/news/latino/feidin-santana-who-recorded-man-shot-police-officer-speaks-out-n338171>

¹²³ CHARLES RABIN AND DAVID OVALLE, "Man who saved Miami officer: 'How could I not?'," Miami Herald, April 2015, <http://web.archive.org/web/20170318151546/http://www.miamiherald.com/news/local/crime/article18631896.html>.

¹²⁴ "Witness in New York Police Killings Passes Lie Detector Test, Leaves Town," AP News, September 1989, <https://apnews.com/article/db245e3b1b1b56708d004398c6f90c6c>

¹²⁵ David Bier, "Donald Trump Is Wrong—Immigrants Don't Commit More Crimes," Time, September 2016, <https://time.com/4509413/presidential-debate-donald-trump-immigration/>.

¹²⁶ Jeri Clausing, "Man who saved girl says he's illegal immigrant," NBC News, August 2011, <https://www.nbcnews.com/id/wbna44206940>

¹²⁷ There is an annual cap of 10,000 U visas.

¹²⁸ "Number of Service-wide Forms Fiscal Year To Date," USCIS, October 2022, https://www.uscis.gov/sites/default/files/document/data/Quarterly_All_Forms_FY2022_Q4.pdf

¹²⁹ "Current Population Survey," Census Bureau, 2018

¹³⁰ "ABANDONED BUILDINGS: MAGNETS FOR CRIME?," DOJ, 1993, <https://www.ojp.gov/ncjrs/virtual-library/abstracts/abandoned-buildings-magnets-crime>.

¹³¹ Domenic Vitiello & Thomas J. Sugrue, "Immigration and Metropolitan Revitalization in the United States." *University of Pennsylvania Press, Incorporated*, pp. 17-22, 2017,

https://www.google.com/books/edition/Immigration_and_Metropolitan_Revitalizat/GQu_DgAAQBAJ?hl=en&gbpv=1&bsq=vacancies.

¹³² Jacob L. Vigdor, “Immigration, Housing Markets, and Community Vitality,” *Cato Institute*, Fall 2017, <https://www.cato.org/cato-journal/fall-2017/immigration-housing-markets-community-vitality#what-the-data-show-immigration-raises-home-prices-and-creates-opportunities-for-natives>

¹³³ Emma Sapon, “Bangladeshis transforming Buffalo, one block at a time,” *The Buffalo News*, December 2015, <http://web.archive.org/web/20160305082034/https://buffalonews.com/city-region/east-side/bangladeshis-transforming-buffalo-one-block-at-a-time-20151212/>

¹³⁴ Domenic Vitiello & Thomas J. Sugrue, “Immigration and Metropolitan Revitalization in the United States.” *University of Pennsylvania Press*, Incorporated, pp. 17-22, 2017, https://www.google.com/books/edition/Immigration_and_Metropolitan_Revitalizat/GQu_DgAAQBAJ?hl=en&gbpv=1&bsq=vacancies.

¹³⁵ Pierre Azoulay, Benjamin F. Jones, J. Daniel Kim, & Javier Miranda, “Immigration and Entrepreneurs in the United States,” *American Economic Review: Insights*, vol. 4, no. 1, p. 71-88, March 2022, <https://www.aeaweb.org/articles?id=10.1257/aeri.20200588>.

¹³⁶ David D. Kallick, “Bringing Vitality to Main Street: How Immigrant Small Businesses Help Local Economies Grow,” Fiscal Policy Institute, January 2015, <https://www.as-coa.org/sites/default/files/ImmigrantBusinessReport.pdf>.

¹³⁷ David D. Kallick, “Immigrant Small Businesses in New York City,” Fiscal Policy Institute, October 2011, https://fiscalpolicy.org/wp-content/uploads/2012/04/FPI_ImmigrantSmallBusinessesNYC_20111003.pdf.

¹³⁸ U.S. Customs and Border Protection, “Criminal Noncitizen Statistics Fiscal Year 2023,” 2023, <https://www.cbp.gov/newsroom/stats/cbp-enforcement-statistics/criminal-noncitizen-statistics>.
U.S. Customs and Border Protection, “Criminal Alien Statistics FY2017,” 2017, <https://www.cbp.gov/newsroom/stats/cbp-enforcement-statistics/criminal-alien-statistics-fy2017>.

¹³⁹ CBP FOIA, 2019; CBP, “Enforcement Statistics,” 2023, <https://www.cbp.gov/newsroom/stats/cbp-enforcement-statistics>.

¹⁴⁰ “CBP Enforcement Statistics Fiscal Year 2023,” CBP, February 2023, <https://www.cbp.gov/newsroom/stats/cbp-enforcement-statistics>

¹⁴¹ Anna Giaritelli, “Nearly 100 FBI terror watchlist suspects nabbed at southern border,” *Washington Examiner*, October 2022, <https://www.washingtonexaminer.com/policy/defense-national-security/nearly-100-fbi-terror-watchlist-suspects-caught-southern-border>

¹⁴² “CBP Enforcement Statistics Fiscal Year 2023,” CBP, February 2023, <https://www.cbp.gov/newsroom/stats/cbp-enforcement-statistics>

¹⁴³ Adam Shaw and Bill Melugin, “Iranian illegal immigrant caught at border not on terror watchlist after further vetting: DHS official,” *Fox News*, February 2023, <https://www.foxnews.com/politics/iranian-illegal-immigrant-terror-watch-list-caught-southern-border-sources>

¹⁴⁴ Justin Fishel and Luke Barr, “Fact Check: State Department says ‘no credible evidence’ terrorists entering through southern border,” *ABC News*, January 2019, <https://abcnews.go.com/Politics/fact-check-state-department-credible-evidence-terrorists-entering/story?id=60209995>

¹⁴⁵ Alex Nowrasteh, “Terrorists Are Not Crossing the Mexican Border,” *Cato Institute*, March 2021, <https://www.cato.org/blog/terrorists-are-not-crossing-mexican-border>

¹⁴⁶ Alex Nowrasteh, “Terrorists by Immigration Status and Nationality: A Risk Analysis, 1975–2017,” *Cato Institute*, May 2019, <https://www.cato.org/publications/policy-analysis/terrorists-immigration-status-nationality-risk-analysis-1975-2017>

¹⁴⁷ “The Gang Murders in the Long Island Suburbs,” *New York Times*, July 2017, <https://www.nytimes.com/2017/07/12/nyregion/ms-13-murders-long-island.html>.

¹⁴⁸ David J. Bier, “How Guest Workers Affect Illegal Immigration,” *Cato Institute*, December 2022, <https://www.cato.org/policy-analysis/how-guest-workers-affect-illegal-immigration#2-main-bracero-era-1954-1964-relative-visa-openness-strengthened-enforcement>

¹⁴⁹ David J. Bier, “How the U.S. Created Cuban and Haitian Illegal Migration,” *Cato Institute*, February 2022, <https://www.cato.org/blog/how-us-created-cuban-haitian-illegal-migration>

¹⁵⁰ “Report of Investigation,” DHS, June 2022, <https://www.cbp.gov/sites/default/files/assets/documents/2022-Jul/202112280-cbp-closing-report-public-redacted-final.pdf>

¹⁵¹ Julia Ainsley, “U.S. has admitted 271,000 Ukrainian refugees since Russian invasion, far above Biden’s goal of 100,000,” NBC News, February 2023, <https://www.nbcnews.com/politics/immigration/us-admits-271000-ukrainian-refugees-russia-invasion-biden-rcna72177>

¹⁵² Alexandre Meneghini and Dave Sherwood, “A Cuban fishing village ponders its options as U.S. policy shifts,” Reuters, February 2023, <https://www.reuters.com/world/americas/cuban-fishing-village-ponders-its-options-us-policy-shifts-2023-02-08/>

¹⁵³ U.S. Customs and Border Protection, “CBP One Mobile Application,” July 2023, https://help.cbp.gov/s/article/Article-1701?language=en_US#:~:text=Effective%20on%20January%2018%2C%202023,the%20CBP%20One%E2%84%A2%20website.

¹⁵⁴ Andrew Castillo, “Asylum seekers face decision to split up families or wait indefinitely under new border policy,” Los Angeles Times, February 2023, <https://www.latimes.com/politics/story/2023-02-24/asylum-seeking-families-consider-separation-shortage-mobile-app-appointments>

“DEFENDANTS’ MONTHLY REPORT FOR THE MONTH OF DECEMBER PURSUANT TO THE COURT’S PRELIMINARY INJUNCTION,” UNITED STATES DISTRICT COURT FOR THE WESTERN DISTRICT OF LOUISIANA LAFAYETTE DIVISION, January 2023, <https://storage.courtlistener.com/recap/gov.uscourts.lawd.188754/gov.uscourts.lawd.188754.174.0.pdf>

¹⁵⁵ *Al Otro Lado v. Mayorkas*, U.S. District Court, Southern District of California, 3:17-cv-02366-BAS-KSC, September 2021, <https://ccrjustice.org/sites/default/files/attach/2021/09/742%20Order%20granting%20in%20part%20Plaintiffs%20Motion%20for%20Summary%20Judgment%202021.08.02.pdf#page=19>

¹⁵⁶ David J. Bier, “126 Parole Orders over 7 Decades: A Historical Review of Immigration Parole Orders,” *Cato Institute*, July 2023, <https://www.cato.org/blog/126-parole-orders-over-7-decades-historical-review-immigration-parole-orders>



Testimony of

Mr. JR Ramirez

On behalf of the

Texas & Southwestern Cattle Raisers Association

Submitted to the

United States House of Representatives

Committee on Homeland Security

**Joint Subcommittee Hearing – Subcommittee on Border
Security and Enforcement & Subcommittee on Counterterrorism**

Prepared for the Hearing Titled

**The Real Cost of an Open Border: How Americans are Paying
the Price**

Held on

Wednesday, July 26, 2023

Introduction

Chairman Higgins, Ranking Member Correa, Chairman Pfluger, Ranking Member Magaziner, and Members of the Subcommittees; on behalf of cattle raisers in the Southwest, thank you for inviting me to provide an update on the state of the border.

My name is JR Ramirez. I live in La Pryor, Texas, where I manage two commercial cow-calf operations, each with extensive wildlife management programs. My family has been ranching in Zapata County since 1932 on Circle 17 Ranch, and I am part of the fifth generation involved in the operation.

I am testifying today on behalf of Texas & Southwestern Cattle Raisers Association. TSCRA was founded in 1877 and is one of the largest and oldest livestock associations in our nation. We represent 26,000 cattle raisers who believe in the future of the beef industry and seek to see it thrive.

But that reality has become more difficult with the growing challenges along our Southern border.

U.S. Customs and Border Protection has [tracked more encounters](#) in 2023 than this time last year, putting our border on track to exceed the more than 2,300,000 encounters from the 2022 fiscal year.

Illegal immigration and a lack of border security have changed ranching as we know it. In South Texas, our business, operation, security and way of life are threatened daily.

Damaged fences and gates, high speed chases, break-ins, stolen vehicles and trespassing are daily occurrences. Ranchers like me on the front lines are bearing financial burdens that are threatening our ability to operate profitable businesses that raise food for our country and to protect essential habitats and wild spaces.

The cost of infrastructure

In the last twelve months, our ranch has had 30 documented cases of fences or gates being breached by a vehicle. The least damaging of those cases cost our operation \$1,000 while other incidents have surpassed \$10,000 in damages.

Costs extend beyond the repairs. A cut fence or open gate allows cattle to escape into other pastures or neighboring ranches. When that happens, additional hours of work are put in by our entire team to gather livestock, often requiring a helicopter to rectify the situation, a direct out-of-pocket cost to our ranch.

The breaches of fences and gates involving vehicles are expensive, time consuming and pose a huge danger to our workers and families on the ranch, but they are also added to by an equally difficult challenge – cut fence lines. Many times, these breaches to our operation are less obvious.

Trespassers will cut fences in a manner that does not draw attention, creating areas where cattle and wildlife can move freely outside of the ranch undetected for extended periods of time.

For example, on a six-strand barbed wire fence, trespassers have cut the middle four strands, leaving the top and bottom strands intact so the damage is not obvious. On a net wire fence, trespassers cut a rectangle large enough for adults to move through freely. These property damages are near impossible to keep up with given the hundreds of miles of perimeter and cross fencing that must be monitored. It is simply not feasible to check the status of fence daily, despite our efforts to be diligent.

As a result of both drive throughs and cut fences, a series of financial burdens external to the infrastructure is realized. If cattle are mixed within our operation or escape to a neighboring ranch, we may not be able to market cattle at the appropriate time or ensure cattle breeding occurs at the right time. Our herd health can be at risk if neighboring cattle introduce disease that would otherwise not exist on our ranch.

The cost of conservation

These instances also limit our ability to manage our land. When livestock are let outside of the pasture they were to graze, grasses may not have adequate rest, damaging plant populations and rangeland health. My stocking rates suffer, limiting the head of cattle I can run and directly impacting potential profits.

Responsible and well-managed hunting leases are another way ranchers offset the formidable costs of ranching while also contributing to wildlife conservation within the state. However, both efforts are lost because of trespassing. High-dollar wildlife escape ranches when fences and gates are compromised. When those sources of revenue are taken away, the chances of a profitable year greatly diminish. Hunters look to other areas of the state – or another state entirely – when purchasing hunts. The danger along the border is so great, hunters or even landowners themselves, may deem the risk on a property too high.

The volume of foot traffic alone is staggering. The ranch I manage is about 20 miles from north to south. Every crossroad in between going from east to west has fresh tracks daily. Plastic bottles, jugs, cans, backpacks, clothing, shoes, coats and trash litter our property. I cannot clearly describe the amount of trash that now covers South Texas ranches. These materials will take hundreds of years to decompose.

We try to clean up what we can see off the roads, but there are millions of acres not accessible and, therefore, will never be cleaned up. The litter left behind poses a risk to livestock, as well. It has led to cattle loss, as some items can be consumed and cause digestive failure in cattle. The ultimate result of this litter and pollution is harm to animals and the long-term defacement of

beautiful South Texas rangelands that will never be the same. Ranchers shoulder the burden of this financial loss.

The cost of safety

Passing through a remote ranch like ours in the Southwest is dangerous. South Texas is known for its extreme temperatures. This month temperatures surpassed triple digits each week, and there is no real shelter in the middle of brush land. Migrants can quickly find themselves dehydrated, seeking water from livestock troughs and tanks, which often makes them sick. In these cases, securing the border quickly becomes a matter of life or death.

Unfortunately, we have found ten deceased migrants in the last two years on our ranch. It is painful to think of the bodies across these remote landscapes that will never be found or of the individuals that are, at this very moment, struggling to find clean water or shelter who only have days, if not hours, to live.

We have been asked today to discuss the cost of impacts along our border. How do we put a cost to their lives or the lives of my family or my employees?

Finding employees is becoming more difficult as well because most cowboys do not want to live where their safety is at risk. Many employees who live on the ranch have their homes broken into frequently and never know when they may unexpectedly face a trespasser on their land and whether that trespasser is friendly or dangerous.

I share the same concern. If I come across unexpected guests on a ranch, it's my instinct to help. However, I must weigh my personal safety, too. I do not know who these people are. I do not know what their intentions are. I do not know if I can stop to offer them water without endangering myself. I do not know if they will break into my home.

My family and I cannot leave anything outside. We must hide our vehicle keys. We must look over our shoulders every minute while we are outside in our backyard or out in the pasture. I fear for my family's safety when they are home alone.

I have two daughters aged eight and ten. They are growing up on a beautiful South Texas ranch where they should be able to walk down to the tank about one hundred yards from our house to fish whenever they want. They can't. They should be able to run around our yard freely. They can't. They should be able to walk or ride their bikes to the barn to feed their horses. They can't.

My experience is unfortunately not unique. TSCRA conducted a border security survey of our members last year. The results show that the threats and challenges I face are the same ones faced by hundreds of my fellow ranchers across the state.

As cattle raisers, we are doing our part to feed the world and raise the next generation of ranchers to take our place. We consistently deal with droughts, inclement weather, increased input costs and ever-fluctuating cattle prices. Those factors alone make ranching a costly endeavor and

challenging livelihood. When you add in the costs resulting from the current state of our border, it is almost impossible to make a profit.

We cannot allow the situation to continue as it has. We must do better for our ranchers, our families and all the citizens that are living through this crisis along the border.